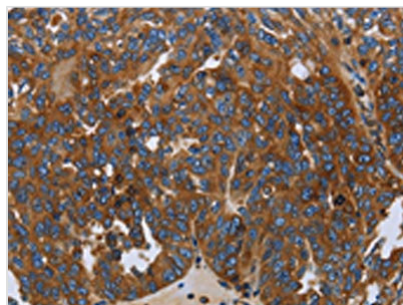




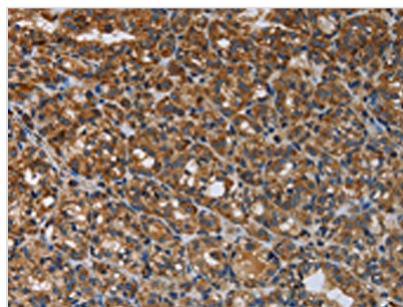
LGALS2 Antibody

Product Code	CSB-PA211824
Storage	Upon receipt, store at -20°C or -80°C. Avoid repeated freeze.
Uniprot No.	P05162
Immunogen	Fusion protein of Human LGALS2
Raised In	Rabbit
Species Reactivity	Human, Mouse
Tested Applications	ELISA, WB, IHC; ELISA: 1:2000-1:5000, WB: 1:200-1:1000, IHC: 1:50-1:200
Form	Liquid
Conjugate	Non-conjugated
Storage Buffer	-20°C, pH7.4 PBS, 0.05% NaN ₃ , 40% Glycerol
Purification Method	Antigen affinity purification
Isotype	IgG
Alias	ectin, galactoside-binding, soluble, 2
Immunogen Species	Homo sapiens (Human)
Target Names	LGALS2

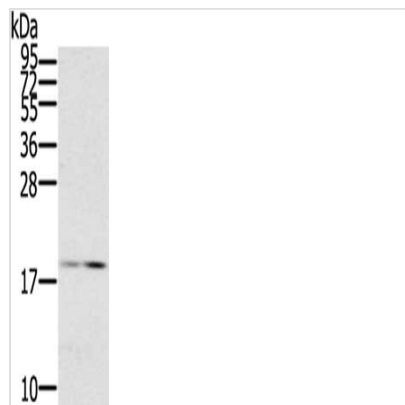
Image



The image on the left is immunohistochemistry of paraffin-embedded Human ovarian cancer tissue using CSB-PA211824(LGALS2 Antibody) at dilution 1/30, on the right is treated with fusion protein. (Original magnification: x200)



The image on the left is immunohistochemistry of paraffin-embedded Human thyroid cancer tissue using CSB-PA211824(LGALS2 Antibody) at dilution 1/30, on the right is treated with fusion protein. (Original magnification: x200)



Gel: 12%SDS-PAGE, Lysate: 40 μ g, Lane:
Mouse small intestines tissue, Primary antibody:
CSB-PA211824(LGALS2 Antibody) at dilution
1/300, Secondary antibody: Goat anti rabbit IgG
at 1/8000 dilution, Exposure time: 5 minutes

Usage

For Research Use Only. Not for use in diagnostic or therapeutic procedures.