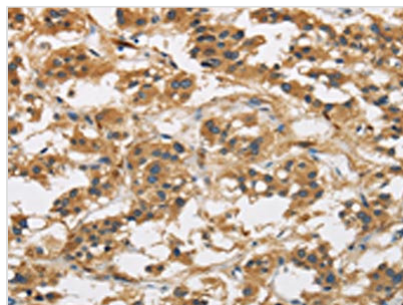




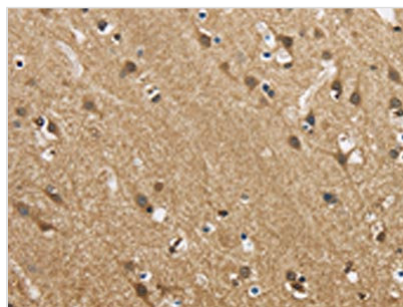
# GAS7 Antibody

<b>Product Code</b>	CSB-PA554215
<b>Storage</b>	Upon receipt, store at -20°C or -80°C. Avoid repeated freeze.
<b>Uniprot No.</b>	O60861
<b>Immunogen</b>	Fusion protein of Human GAS7
<b>Raised In</b>	Rabbit
<b>Species Reactivity</b>	Human,Mouse,Rat
<b>Tested Applications</b>	ELISA,WB,IHC;ELISA:1:2000-1:5000,WB:1:500-1:2000,IHC:1:50-1:200
<b>Form</b>	Liquid
<b>Conjugate</b>	Non-conjugated
<b>Storage Buffer</b>	-20°C, pH7.4 PBS, 0.05% NaN <sub>3</sub> , 40% Glycerol
<b>Purification Method</b>	Antigen affinity purification
<b>Isotype</b>	IgG
<b>Alias</b>	growth arrest-specific 7
<b>Immunogen Species</b>	Homo sapiens (Human)
<b>Target Names</b>	GAS7


## Image



The image is immunohistochemistry of paraffin-embedded Human thyroid cancer tissue using CSB-PA554215(GAS7 Antibody) at dilution 1/50. (Original magnification: x200)



The image is immunohistochemistry of paraffin-embedded Human brain tissue using CSB-PA554215(GAS7 Antibody) at dilution 1/50. (Original magnification: x200)



Gel: 8%SDS-PAGE, Lysate: 40  $\mu$ g, Lane 1-2:  
Human fetal brain tissue, mouse brain tissue,  
Primary antibody: CSB-PA554215(GAS7  
Antibody) at dilution 1/625, Secondary antibody:  
Goat anti rabbit IgG at 1/8000 dilution, Exposure  
time: 2 minutes

## Usage

For Research Use Only. Not for use in diagnostic or therapeutic procedures.