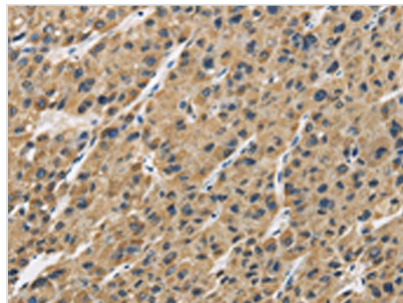




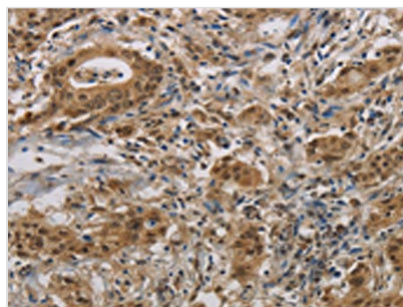
GAS7 Antibody

Product Code	CSB-PA965093
Storage	Upon receipt, store at -20°C or -80°C. Avoid repeated freeze.
Uniprot No.	O60861
Immunogen	Fusion protein of Human GAS7
Raised In	Rabbit
Species Reactivity	Human,Mouse,Rat
Tested Applications	ELISA,WB,IHC;ELISA:1:2000-1:5000,WB:1:500-1:2000,IHC:1:50-1:200
Form	Liquid
Conjugate	Non-conjugated
Storage Buffer	-20°C, pH7.4 PBS, 0.05% NaN ₃ , 40% Glycerol
Purification Method	Antigen affinity purification
Isotype	IgG
Alias	growth arrest-specific 7
Immunogen Species	Homo sapiens (Human)
Target Names	GAS7

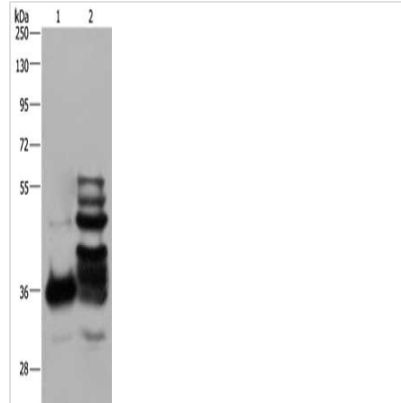
Image



The image is immunohistochemistry of paraffin-embedded Human liver cancer tissue using CSB-PA965093(GAS7 Antibody) at dilution 1/30. (Original magnification: x200)



The image is immunohistochemistry of paraffin-embedded Human gastric cancer tissue using CSB-PA965093(GAS7 Antibody) at dilution 1/30. (Original magnification: x200)



Gel: 8%SDS-PAGE, Lysate: 40 μ g, Lane 1-2:
Human fetal brain tissue, mouse brain tissue,
Primary antibody: CSB-PA965093(GAS7
Antibody) at dilution 1/600, Secondary antibody:
Goat anti rabbit IgG at 1/8000 dilution, Exposure
time: 40 seconds

Usage

For Research Use Only. Not for use in diagnostic or therapeutic procedures.