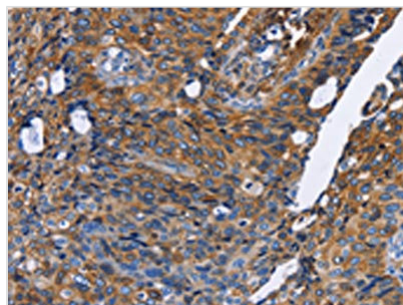




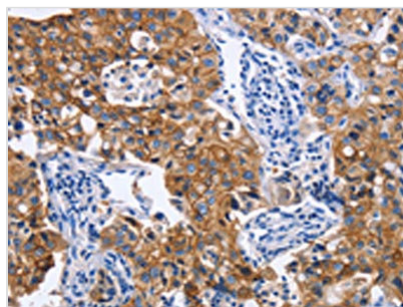
IFNG Antibody

Product Code	CSB-PA995781
Storage	Upon receipt, store at -20°C or -80°C. Avoid repeated freeze.
Uniprot No.	P01579
Immunogen	Fusion protein of Human IFNG
Raised In	Rabbit
Species Reactivity	Human
Tested Applications	ELISA,WB,IHC;ELISA:1:1000-1:2000,WB:1:200-1:1000,IHC:1:25-1:100
Form	Liquid
Conjugate	Non-conjugated
Storage Buffer	-20°C, pH7.4 PBS, 0.05% NaN ₃ , 40% Glycerol
Purification Method	Antigen affinity purification
Isotype	IgG
Alias	interferon, gamma
Immunogen Species	Homo sapiens (Human)
Target Names	IFNG

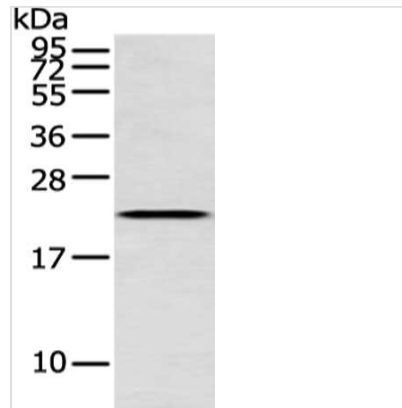
Image



The image on the left is immunohistochemistry of paraffin-embedded Human cervical cancer tissue using CSB-PA995781(IFNG Antibody) at dilution 1/30, on the right is treated with fusion protein. (Original magnification: X200)



The image on the left is immunohistochemistry of paraffin-embedded Human lung cancer tissue using CSB-PA995781(IFNG Antibody) at dilution 1/30, on the right is treated with fusion protein. (Original magnification: X200)



Gel: 12%SDS-PAGE, Lysate: 40 μ g, Lane:
Human fetal liver tissue, Primary antibody: CSB-
PA995781(IFNG Antibody) at dilution 1/250
dilution, Secondary antibody: Goat anti rabbit
IgG at 1/8000 dilution, Exposure time: 1 minute

Usage

For Research Use Only. Not for use in diagnostic or therapeutic procedures.