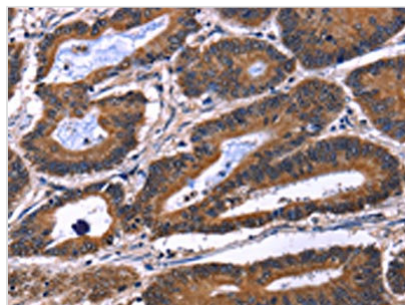




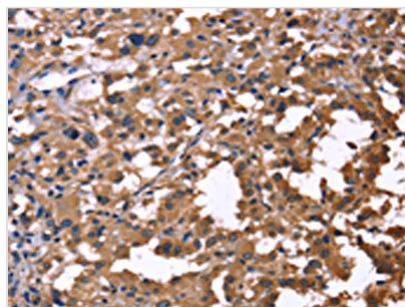
IL1A Antibody

Product Code	CSB-PA584603
Storage	Upon receipt, store at -20°C or -80°C. Avoid repeated freeze.
Uniprot No.	P01583
Immunogen	Fusion protein of Human IL1A
Raised In	Rabbit
Species Reactivity	Human
Tested Applications	ELISA,WB,IHC;ELISA:1:2000-1:5000,WB:1:500-1:2000,IHC:1:100-1:300
Form	Liquid
Conjugate	Non-conjugated
Storage Buffer	-20°C, pH7.4 PBS, 0.05% NaN ₃ , 40% Glycerol
Purification Method	Antigen affinity purification
Isotype	IgG
Alias	interleukin 1, alpha
Immunogen Species	Homo sapiens (Human)
Target Names	IL1A

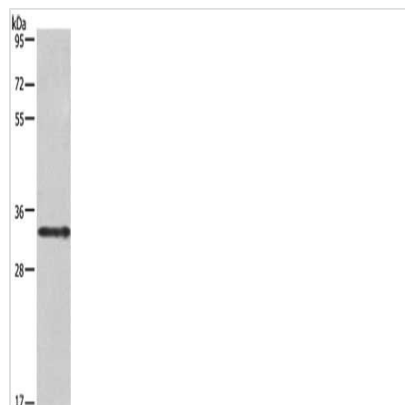
Image



The image on the left is immunohistochemistry of paraffin-embedded Human colon cancer tissue using CSB-PA584603(IL1A Antibody) at dilution 1/60, on the right is treated with fusion protein. (Original magnification: x200)



The image on the left is immunohistochemistry of paraffin-embedded Human thyroid cancer tissue using CSB-PA584603(IL1A Antibody) at dilution 1/60, on the right is treated with fusion protein. (Original magnification: x200)



Gel: 8%SDS-PAGE, Lysate: 40 μ g, Lane: Jurkat cells, Primary antibody: CSB-PA584603(IL1A Antibody) at dilution 1/666, Secondary antibody: Goat anti rabbit IgG at 1/8000 dilution, Exposure time: 20 seconds

Usage

For Research Use Only. Not for use in diagnostic or therapeutic procedures.