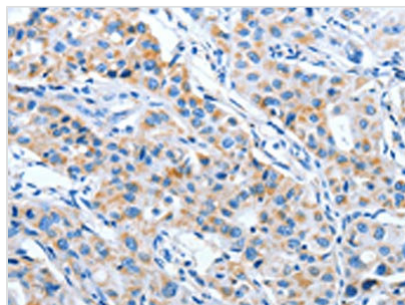




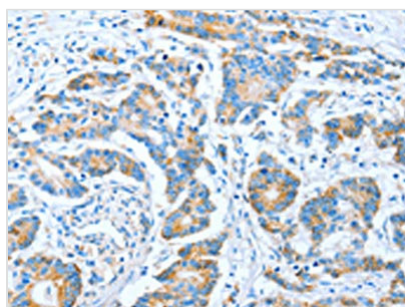
IMMT Antibody

Product Code	CSB-PA985538
Storage	Upon receipt, store at -20°C or -80°C. Avoid repeated freeze.
Uniprot No.	Q16891
Immunogen	Fusion protein of Human IMMT
Raised In	Rabbit
Species Reactivity	Human, Mouse
Tested Applications	ELISA, WB, IHC; ELISA: 1:2000-1:5000, WB: 1:500-1:2000, IHC: 1:50-1:200
Form	Liquid
Conjugate	Non-conjugated
Storage Buffer	-20°C, pH7.4 PBS, 0.05% NaN ₃ , 40% Glycerol
Purification Method	Antigen affinity purification
Isotype	IgG
Alias	inner membrane protein, mitochondrial
Immunogen Species	Homo sapiens (Human)
Target Names	IMMT

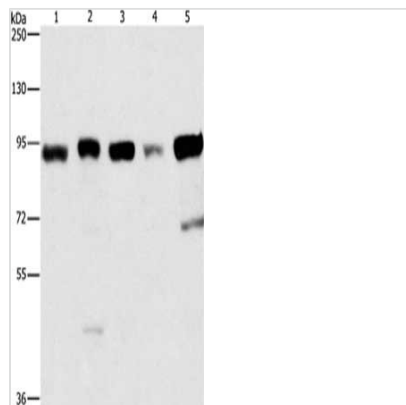
Image



The image on the left is immunohistochemistry of paraffin-embedded Human lung cancer tissue using CSB-PA985538(IMMT Antibody) at dilution 1/70, on the right is treated with fusion protein. (Original magnification: x200)



The image on the left is immunohistochemistry of paraffin-embedded Human colon cancer tissue using CSB-PA985538(IMMT Antibody) at dilution 1/70, on the right is treated with fusion protein. (Original magnification: x200)



Gel: 6%SDS-PAGE,Lysate: 40 μ g,Lane 1-5: Raji cells, 231 cells, HepG2 cells, Hela cells, 293T cells,Primary antibody: CSB-PA985538(IMMT Antibody) at dilution 1/270 dilution,Secondary antibody: Goat anti rabbit IgG at 1/8000 dilution,Exposure time: 5 seconds

Usage

For Research Use Only. Not for use in diagnostic or therapeutic procedures.