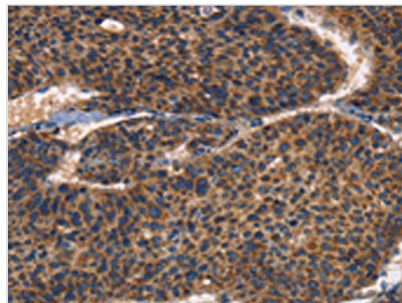




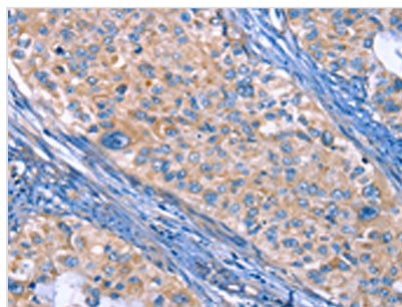
ITGB3 Antibody

Product Code	CSB-PA089157
Storage	Upon receipt, store at -20°C or -80°C. Avoid repeated freeze.
Uniprot No.	P05106
Immunogen	Fusion protein of Human ITGB3
Raised In	Rabbit
Species Reactivity	Human, Mouse
Tested Applications	ELISA, WB, IHC; ELISA: 1:2000-1:5000, WB: 1:500-1:2000, IHC: 1:50-1:200
Form	Liquid
Conjugate	Non-conjugated
Storage Buffer	-20°C, pH7.4 PBS, 0.05% NaN ₃ , 40% Glycerol
Purification Method	Antigen affinity purification
Isotype	IgG
Alias	integrin, beta 3 (platelet glycoprotein IIIa, antigen CD61)
Immunogen Species	Homo sapiens (Human)
Target Names	ITGB3


Image



The image on the left is immunohistochemistry of paraffin-embedded Human liver cancer tissue using CSB-PA089157 (ITGB3 Antibody) at dilution 1/30, on the right is treated with fusion protein. (Original magnification: ×200)



The image on the left is immunohistochemistry of paraffin-embedded Human cervical cancer tissue using CSB-PA089157 (ITGB3 Antibody) at dilution 1/30, on the right is treated with fusion protein. (Original magnification: ×200)



Gel: 8%SDS-PAGE, Lysate: 40 μ g, Lane 1-2: Huvec cells, human placenta tissue, Primary antibody: CSB-PA089157(ITGB3 Antibody) at dilution 1/500, Secondary antibody: Goat anti rabbit IgG at 1/8000 dilution, Exposure time: 10 seconds

Usage

For Research Use Only. Not for use in diagnostic or therapeutic procedures.