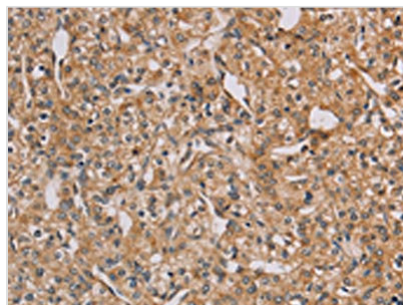




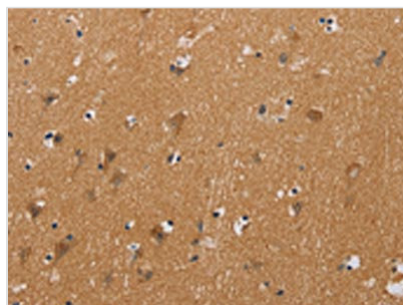
CHRNA4 Antibody

Product Code	CSB-PA215866
Storage	Upon receipt, store at -20°C or -80°C. Avoid repeated freeze.
Uniprot No.	P43681
Immunogen	Fusion protein of Human CHRNA4
Raised In	Rabbit
Species Reactivity	Human
Tested Applications	ELISA,WB,IHC;ELISA:1:1000-1:2000,WB:1:200-1:1000,IHC:1:25-1:100
Form	Liquid
Conjugate	Non-conjugated
Storage Buffer	-20°C, pH7.4 PBS, 0.05% NaN ₃ , 40% Glycerol
Purification Method	Antigen affinity purification
Isotype	IgG
Alias	cholinergic receptor, nicotinic, alpha 4 (neuronal)
Immunogen Species	Homo sapiens (Human)
Target Names	CHRNA4

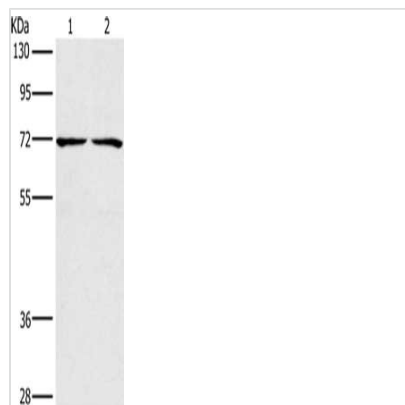
Image



The image on the left is immunohistochemistry of paraffin-embedded Human prostate cancer tissue using CSB-PA215866(CHRNA4 Antibody) at dilution 1/20, on the right is treated with fusion protein. (Original magnification: x200)



The image on the left is immunohistochemistry of paraffin-embedded Human brain tissue using CSB-PA215866(CHRNA4 Antibody) at dilution 1/20, on the right is treated with fusion protein. (Original magnification: x200)



Gel: 8%SDS-PAGE, Lysate: 40 μ g, Lane 1-2:
Lovo cells, 293T cells, Primary antibody: CSB-
PA215866(CHRNA4 Antibody) at dilution 1/200,
Secondary antibody: Goat anti rabbit IgG at
1/8000 dilution, Exposure time: 5 seconds

Usage

For Research Use Only. Not for use in diagnostic or therapeutic procedures.