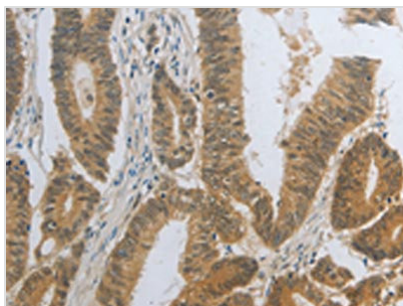




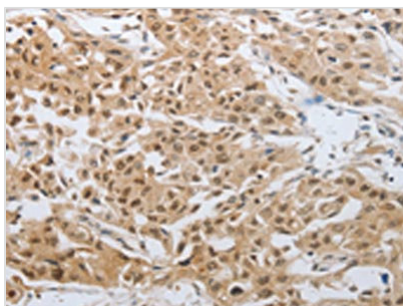
DNAJC7 Antibody

Product Code	CSB-PA747689
Storage	Upon receipt, store at -20°C or -80°C. Avoid repeated freeze.
Uniprot No.	Q99615
Immunogen	Fusion protein of Human DNAJC7
Raised In	Rabbit
Species Reactivity	Human, Mouse
Tested Applications	ELISA, WB, IHC; ELISA: 1:1000-1:5000, WB: 1:500-1:2000, IHC: 1:25-1:100
Form	Liquid
Conjugate	Non-conjugated
Storage Buffer	-20°C, pH7.4 PBS, 0.05% NaN ₃ , 40% Glycerol
Purification Method	Antigen affinity purification
Isotype	IgG
Immunogen Species	Homo sapiens (Human)
Target Names	DNAJC7


Image



The image on the left is immunohistochemistry of paraffin-embedded Human colon cancer tissue using CSB-PA747689(DNAJC7 Antibody) at dilution 1/25, on the right is treated with fusion protein. (Original magnification: x200)



The image on the left is immunohistochemistry of paraffin-embedded Human lung cancer tissue using CSB-PA747689(DNAJC7 Antibody) at dilution 1/25, on the right is treated with fusion protein. (Original magnification: x200)



Gel: 10%SDS-PAGE, Lysate: 40 μ g, Lane:
Human seminoma tissue, Primary antibody:
CSB-PA747689(DNAJC7 Antibody) at dilution
1/400, Secondary antibody: Goat anti rabbit IgG
at 1/8000 dilution, Exposure time: 20 seconds

Usage

For Research Use Only. Not for use in diagnostic or therapeutic procedures.