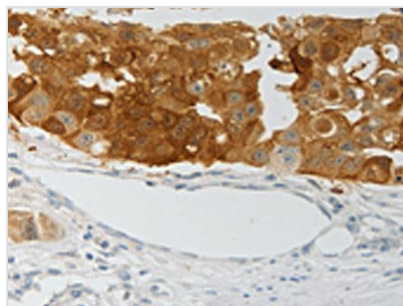




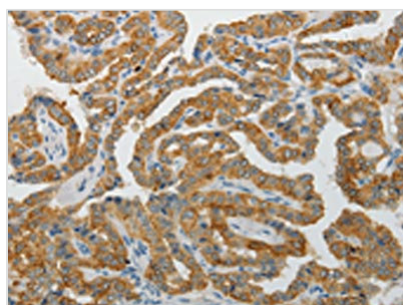
PADI4 Antibody

Product Code	CSB-PA266740
Storage	Upon receipt, store at -20°C or -80°C. Avoid repeated freeze.
Uniprot No.	Q9UM07
Immunogen	Fusion protein of Human PADI4
Raised In	Rabbit
Species Reactivity	Human
Tested Applications	ELISA,WB,IHC;ELISA:1:2000-1:5000,WB:1:100-1:500,IHC:1:25-1:100
Form	Liquid
Conjugate	Non-conjugated
Storage Buffer	-20°C, pH7.4 PBS, 0.05% NaN ₃ , 40% Glycerol
Purification Method	Antigen affinity purification
Isotype	IgG
Immunogen Species	Homo sapiens (Human)
Target Names	PADI4


Image



The image on the left is immunohistochemistry of paraffin-embedded Human breast cancer tissue using CSB-PA266740(PADI4 Antibody) at dilution 1/25, on the right is treated with fusion protein. (Original magnification: x200)



The image on the left is immunohistochemistry of paraffin-embedded Human thyroid cancer tissue using CSB-PA266740(PADI4 Antibody) at dilution 1/25, on the right is treated with fusion protein. (Original magnification: x200)



Gel: 10%SDS-PAGE, Lysate: 40 μ g, Lane: A431 cells, Primary antibody: CSB-PA266740(PADI4 Antibody) at dilution 1/150, Secondary antibody: Goat anti rabbit IgG at 1/8000 dilution, Exposure time: 10 minutes

Usage

For Research Use Only. Not for use in diagnostic or therapeutic procedures.