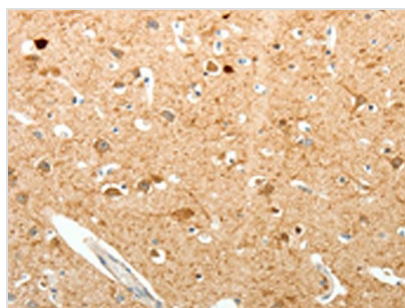




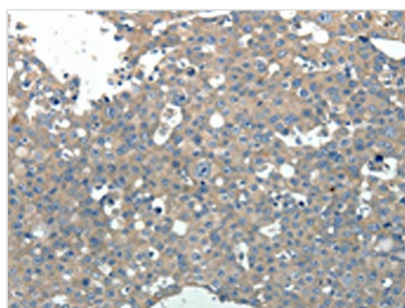
PVALB Antibody

Product Code	CSB-PA263723
Storage	Upon receipt, store at -20°C or -80°C. Avoid repeated freeze.
Uniprot No.	P20472
Immunogen	Fusion protein of Human PVALB
Raised In	Rabbit
Species Reactivity	Human,Mouse,Rat
Tested Applications	ELISA,WB,IHC;ELISA:1:1000-1:5000,WB:1:200-1:1000,IHC:1:25-1:100
Form	Liquid
Conjugate	Non-conjugated
Storage Buffer	-20°C, pH7.4 PBS, 0.05% NaN ₃ , 40% Glycerol
Purification Method	Antigen affinity purification
Isotype	IgG
Immunogen Species	Homo sapiens (Human)
Target Names	PVALB


Image



The image on the left is immunohistochemistry of paraffin-embedded Human brain tissue using CSB-PA263723(PVALB Antibody) at dilution 1/20, on the right is treated with fusion protein. (Original magnification: x200)



The image on the left is immunohistochemistry of paraffin-embedded Human breast cancer tissue using CSB-PA263723(PVALB Antibody) at dilution 1/20, on the right is treated with fusion protein. (Original magnification: x200)



Gel: 12%SDS-PAGE, Lysate: 50 μ g, Lane:
Human fetal brain tissue, Primary antibody:
CSB-PA263723(PVALB Antibody) at dilution
1/400, Secondary antibody: Goat anti rabbit IgG
at 1/8000 dilution, Exposure time: 1 minute

Usage

For Research Use Only. Not for use in diagnostic or therapeutic procedures.