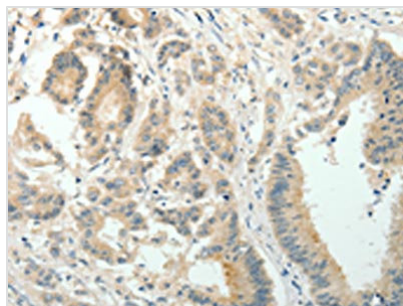




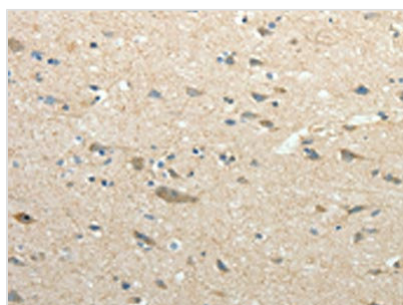
SIRT3 Antibody

Product Code	CSB-PA937428
Storage	Upon receipt, store at -20°C or -80°C. Avoid repeated freeze.
Uniprot No.	Q9NTG7
Immunogen	Fusion protein of Human SIRT3
Raised In	Rabbit
Species Reactivity	Human,Mouse
Tested Applications	ELISA,WB,IHC;ELISA:1:2000-1:5000,WB:1:500-1:2000,IHC:1:15-1:50
Form	Liquid
Conjugate	Non-conjugated
Storage Buffer	-20°C, pH7.4 PBS, 0.05% NaN ₃ , 40% Glycerol
Purification Method	Antigen affinity purification
Isotype	IgG
Immunogen Species	Homo sapiens (Human)
Target Names	SIRT3


Image



The image on the left is immunohistochemistry of paraffin-embedded Human colon cancer tissue using CSB-PA937428(SIRT3 Antibody) at dilution 1/30, on the right is treated with fusion protein. (Original magnification: x200)



The image on the left is immunohistochemistry of paraffin-embedded Human brain tissue using CSB-PA937428(SIRT3 Antibody) at dilution 1/30, on the right is treated with fusion protein. (Original magnification: x200)



Gel: 12%SDS-PAGE, Lysate: 40 μ g, Lane 1-2:
Mouse brain tissue, human liver cancer tissue,
Primary antibody: CSB-PA937428(SIRT3
Antibody) at dilution 1/500, Secondary antibody:
Goat anti rabbit IgG at 1/8000 dilution, Exposure
time: 90 seconds

Usage

For Research Use Only. Not for use in diagnostic or therapeutic procedures.