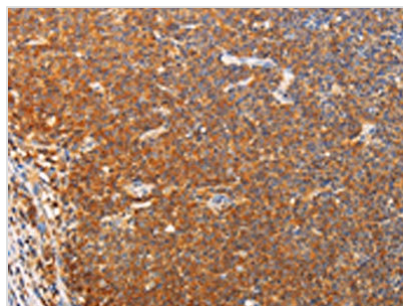




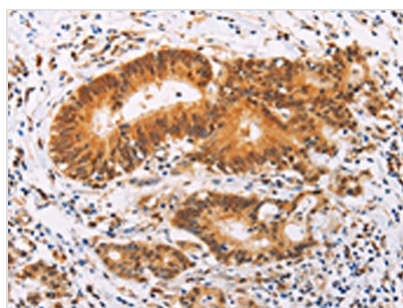
SRC Antibody

Product Code	CSB-PA080378
Storage	Upon receipt, store at -20°C or -80°C. Avoid repeated freeze.
Uniprot No.	P12931
Immunogen	Fusion protein of Human SRC
Raised In	Rabbit
Species Reactivity	Human,Mouse,Rat
Tested Applications	ELISA,WB,IHC;ELISA:1:1000-1:2000,WB:1:200-1:1000,IHC:1:25-1:100
Form	Liquid
Conjugate	Non-conjugated
Storage Buffer	-20°C, pH7.4 PBS, 0.05% NaN ₃ , 40% Glycerol
Purification Method	Antigen affinity purification
Isotype	IgG
Immunogen Species	Homo sapiens (Human)
Target Names	SRC


Image



The image on the left is immunohistochemistry of paraffin-embedded Human lymphoma tissue using CSB-PA080378(SRC Antibody) at dilution 1/20, on the right is treated with fusion protein. (Original magnification: ×200)



The image on the left is immunohistochemistry of paraffin-embedded Human colon cancer tissue using CSB-PA080378(SRC Antibody) at dilution 1/20, on the right is treated with fusion protein. (Original magnification: ×200)



Gel: 10%SDS-PAGE, Lysate: 40 μ g, Lane: PC3 cells, Primary antibody: CSB-PA080378(SRC Antibody) at dilution 1/200, Secondary antibody: Goat anti rabbit IgG at 1/8000 dilution, Exposure time: 2 minutes

Usage

For Research Use Only. Not for use in diagnostic or therapeutic procedures.