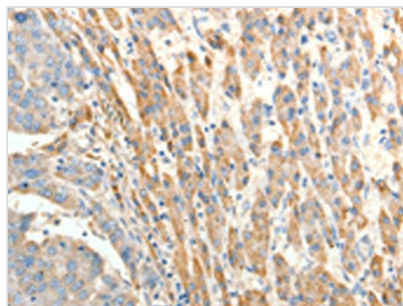




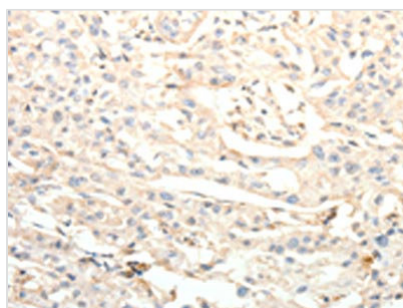
BIRC2 Antibody

| | |
|----------------------------|-----------------------------------------------------------------|
| Product Code | CSB-PA830383 |
| Storage | Upon receipt, store at -20°C or -80°C. Avoid repeated freeze. |
| Uniprot No. | Q13490 |
| Immunogen | Fusion protein of Human BIRC2 |
| Raised In | Rabbit |
| Species Reactivity | Human,Mouse |
| Tested Applications | ELISA,WB,IHC;ELISA:1:1000-1:5000,WB:1:500-1:2000,IHC:1:25-1:100 |
| Form | Liquid |
| Conjugate | Non-conjugated |
| Storage Buffer | -20°C, pH7.4 PBS, 0.05% NaN ₃ , 40% Glycerol |
| Purification Method | Antigen affinity purification |
| Isotype | IgG |
| Immunogen Species | Homo sapiens (Human) |
| Target Names | BIRC2 |


Image



The image on the left is immunohistochemistry of paraffin-embedded Human liver cancer tissue using CSB-PA830383(BIRC2 Antibody) at dilution 1/20, on the right is treated with fusion protein. (Original magnification: x200)



The image on the left is immunohistochemistry of paraffin-embedded Human lung cancer tissue using CSB-PA830383(BIRC2 Antibody) at dilution 1/20, on the right is treated with fusion protein. (Original magnification: x200)



Gel: 8%SDS-PAGE, Lysate: 40 μ g, Lane:
SKOV3 cells, Primary antibody: CSB-
PA830383(BIRC2 Antibody) at dilution 1/300,
Secondary antibody: Goat anti rabbit IgG at
1/8000 dilution, Exposure time: 30 seconds