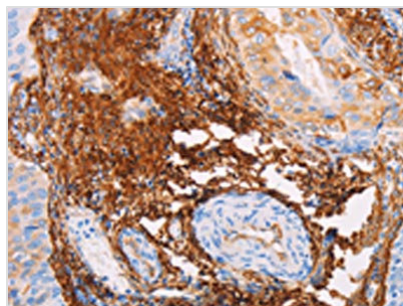




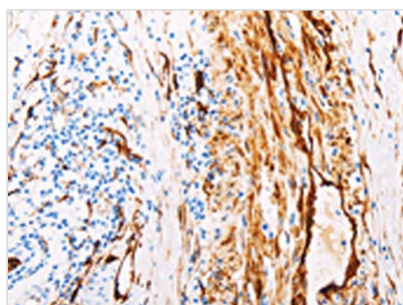
TGM2 Antibody

Product Code	CSB-PA546098
Storage	Upon receipt, store at -20°C or -80°C. Avoid repeated freeze.
Uniprot No.	P21980
Immunogen	Fusion protein of Human TGM2
Raised In	Rabbit
Species Reactivity	Human,Mouse
Tested Applications	ELISA,WB,IHC;ELISA:1:1000-1:2000,WB:1:200-1:1000,IHC:1:25-1:100
Form	Liquid
Conjugate	Non-conjugated
Storage Buffer	-20°C, pH7.4 PBS, 0.05% NaN ₃ , 40% Glycerol
Purification Method	Antigen affinity purification
Isotype	IgG
Immunogen Species	Homo sapiens (Human)
Target Names	TGM2

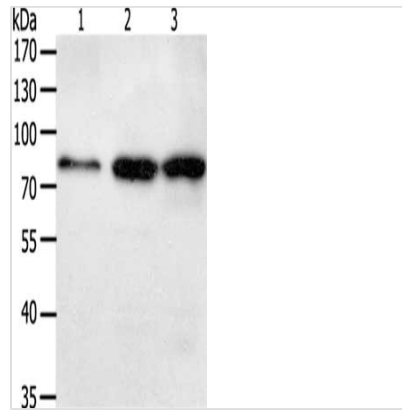
Image



The image on the left is immunohistochemistry of paraffin-embedded Human cervical cancer tissue using CSB-PA546098(TGM2 Antibody) at dilution 1/15, on the right is treated with fusion protein. (Original magnification: x200)



The image on the left is immunohistochemistry of paraffin-embedded Human colon cancer tissue using CSB-PA546098(TGM2 Antibody) at dilution 1/15, on the right is treated with fusion protein. (Original magnification: x200)



Gel: 10%SDS-PAGE, Lysate: 50 μ g, Lane 1-3:
Lovo cells, hela cells, human liver cancer tissue,
Primary antibody: CSB-PA546098(TGM2
Antibody) at dilution 1/150, Secondary antibody:
Goat anti rabbit IgG at 1/8000 dilution, Exposure
time: 1 minute

Usage

For Research Use Only. Not for use in diagnostic or therapeutic procedures.