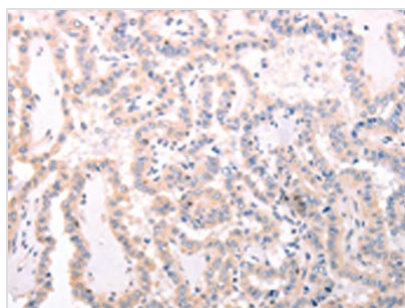




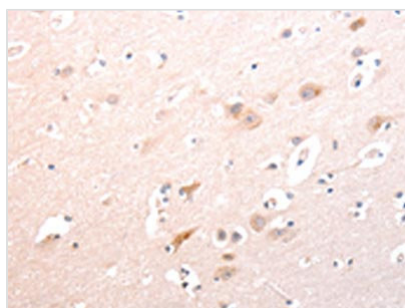
TRAF3IP1 Antibody

Product Code	CSB-PA984438
Storage	Upon receipt, store at -20°C or -80°C. Avoid repeated freeze.
Uniprot No.	Q8TDR0
Immunogen	Fusion protein of Human TRAF3IP1
Raised In	Rabbit
Species Reactivity	Human,Mouse,Rat
Tested Applications	ELISA,WB,IHC;ELISA:1:2000-1:10000,WB:1:500-1:2000,IHC:1:50-1:200
Form	Liquid
Conjugate	Non-conjugated
Storage Buffer	-20°C, pH7.4 PBS, 0.05% NaN ₃ , 40% Glycerol
Purification Method	Antigen affinity purification
Isotype	IgG
Immunogen Species	Homo sapiens (Human)
Target Names	TRAF3IP1


Image



The image on the left is immunohistochemistry of paraffin-embedded Human thyroid cancer tissue using CSB-PA984438 (TRAF3IP1 Antibody) at dilution 1/70, on the right is treated with fusion protein. (Original magnification: ×200)



The image on the left is immunohistochemistry of paraffin-embedded Human brain tissue using CSB-PA984438 (TRAF3IP1 Antibody) at dilution 1/70, on the right is treated with fusion protein. (Original magnification: ×200)



Gel: 8%SDS-PAGE, Lysate: 40 μ g, Lane:
Human brain malignant glioma tissue, Primary
antibody: CSB-PA984438(TRAF3IP1 Antibody)
at dilution 1/500, Secondary antibody: Goat anti
rabbit IgG at 1/8000 dilution, Exposure time: 2
minutes

Usage

For Research Use Only. Not for use in diagnostic or therapeutic procedures.