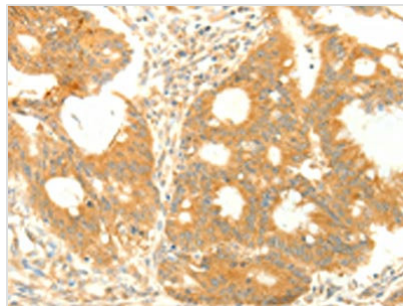




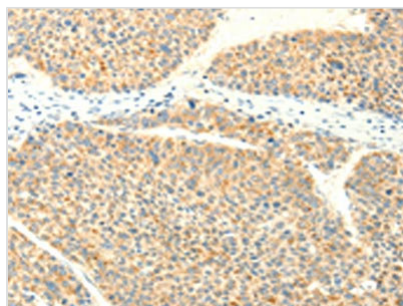
TRAF3IP2 Antibody

Product Code	CSB-PA025221
Storage	Upon receipt, store at -20°C or -80°C. Avoid repeated freeze.
Uniprot No.	O43734
Immunogen	Fusion protein of Human TRAF3IP2
Raised In	Rabbit
Species Reactivity	Human
Tested Applications	ELISA,WB,IHC;ELISA:1:1000-1:2000,WB:1:200-1:1000,IHC:1:25-1:100
Form	Liquid
Conjugate	Non-conjugated
Storage Buffer	-20°C, pH7.4 PBS, 0.05% NaN ₃ , 40% Glycerol
Purification Method	Antigen affinity purification
Isotype	IgG
Immunogen Species	Homo sapiens (Human)
Target Names	TRAF3IP2


Image



The image on the left is immunohistochemistry of paraffin-embedded Human colon cancer tissue using CSB-PA025221 (TRAF3IP2 Antibody) at dilution 1/25, on the right is treated with fusion protein. (Original magnification: ×200)



The image on the left is immunohistochemistry of paraffin-embedded Human liver cancer tissue using CSB-PA025221 (TRAF3IP2 Antibody) at dilution 1/25, on the right is treated with fusion protein. (Original magnification: ×200)



Gel: 10%SDS-PAGE, Lysate: 40 μ g, Lane:
Jurkat cells, Primary antibody: CSB-
PA025221 (TRAF3IP2 Antibody) at dilution
1/400, Secondary antibody: Goat anti rabbit IgG
at 1/8000 dilution, Exposure time: 20 seconds

Usage

For Research Use Only. Not for use in diagnostic or therapeutic procedures.