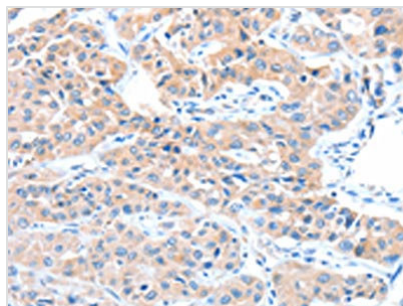




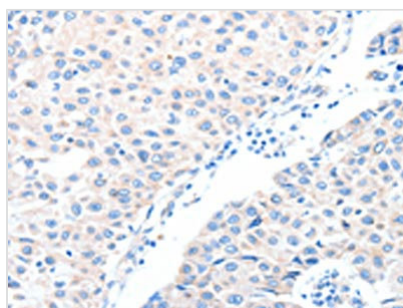
ADAM32 Antibody

Product Code	CSB-PA043425
Storage	Upon receipt, store at -20°C or -80°C. Avoid repeated freeze.
Uniprot No.	Q8TC27
Immunogen	Fusion protein of Human ADAM32
Raised In	Rabbit
Species Reactivity	Human
Tested Applications	ELISA,WB,IHC;ELISA:1:1000-1:2000,WB:1:200-1:1000,IHC:1:15-1:50
Form	Liquid
Conjugate	Non-conjugated
Storage Buffer	-20°C, pH7.4 PBS, 0.05% NaN ₃ , 40% Glycerol
Purification Method	Antigen affinity purification
Isotype	IgG
Immunogen Species	Homo sapiens (Human)
Target Names	ADAM32


Image



The image on the left is immunohistochemistry of paraffin-embedded Human lung cancer tissue using CSB-PA043425(ADAM32 Antibody) at dilution 1/15, on the right is treated with fusion protein. (Original magnification: x200)



The image on the left is immunohistochemistry of paraffin-embedded Human breast cancer tissue using CSB-PA043425(ADAM32 Antibody) at dilution 1/15, on the right is treated with fusion protein. (Original magnification: x200)



Gel: 8%SDS-PAGE, Lysate: 40 μ g, Lane:
Human testis tissue, Primary antibody: CSB-
PA043425(ADAM32 Antibody) at dilution 1/100,
Secondary antibody: Goat anti rabbit IgG at
1/8000 dilution, Exposure time: 10 minutes