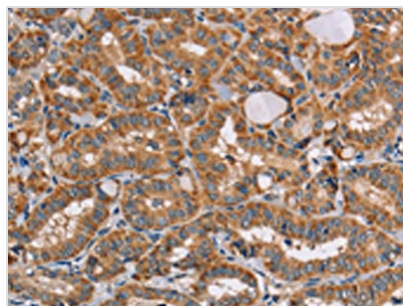




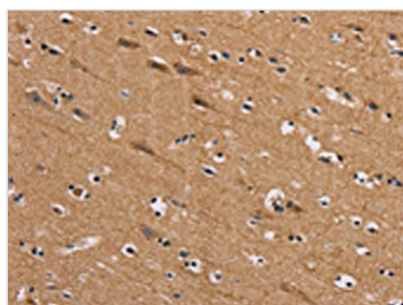
AAAS Antibody

Product Code	CSB-PA211579
Storage	Upon receipt, store at -20°C or -80°C. Avoid repeated freeze.
Uniprot No.	Q9NRG9
Immunogen	Fusion protein of Human AAAS
Raised In	Rabbit
Species Reactivity	Human, Mouse
Tested Applications	ELISA, WB, IHC; ELISA: 1:1000-1:2000, WB: 1:200-1:1000, IHC: 1:50-1:200
Form	Liquid
Conjugate	Non-conjugated
Storage Buffer	-20°C, pH7.4 PBS, 0.05% NaN ₃ , 40% Glycerol
Purification Method	Antigen affinity purification
Isotype	IgG
Immunogen Species	Homo sapiens (Human)
Target Names	AAAS

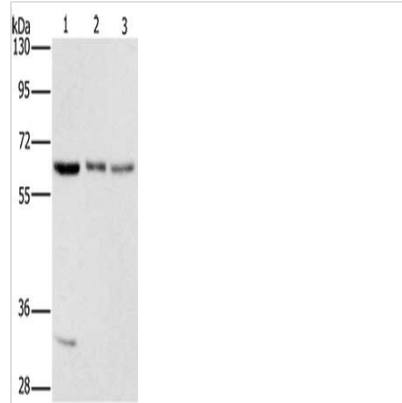
Image



The image on the left is immunohistochemistry of paraffin-embedded Human thyroid cancer tissue using CSB-PA211579(AAAS Antibody) at dilution 1/20, on the right is treated with fusion protein. (Original magnification: ×200)



The image on the left is immunohistochemistry of paraffin-embedded Human brain tissue using CSB-PA211579(AAAS Antibody) at dilution 1/20, on the right is treated with fusion protein. (Original magnification: ×200)



Gel: 8%SDS-PAGE, Lysate: 40 μ g, Lane 1-3:
293T cells, hela cells, PC3 cells, Primary
antibody: CSB-PA211579(AAAS Antibody) at
dilution 1/400, Secondary antibody: Goat anti
rabbit IgG at 1/8000 dilution, Exposure time: 10
seconds

Usage

For Research Use Only. Not for use in diagnostic or therapeutic procedures.