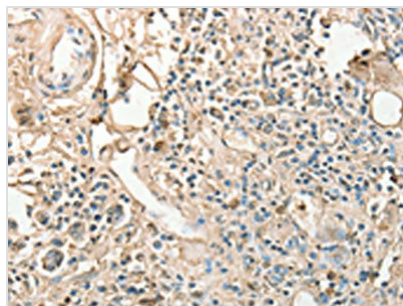




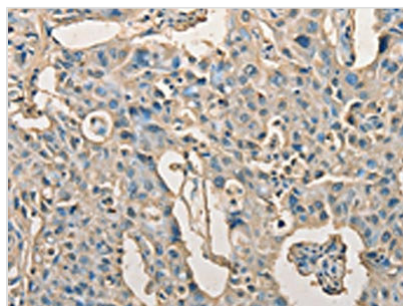
AGBL2 Antibody

Product Code	CSB-PA197217
Storage	Upon receipt, store at -20°C or -80°C. Avoid repeated freeze.
Uniprot No.	Q5U5Z8
Immunogen	Fusion protein of Human AGBL2
Raised In	Rabbit
Species Reactivity	Human
Tested Applications	ELISA, WB, IHC; ELISA: 1:1000-1:2000, WB: 1:200-1:1000, IHC: 1:25-1:100
Form	Liquid
Conjugate	Non-conjugated
Storage Buffer	-20°C, pH7.4 PBS, 0.05% NaN ₃ , 40% Glycerol
Purification Method	Antigen affinity purification
Isotype	IgG
Immunogen Species	Homo sapiens (Human)
Target Names	AGBL2

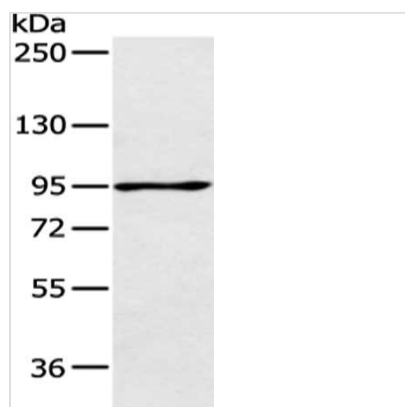
Image



The image on the left is immunohistochemistry of paraffin-embedded Human gastric cancer tissue using CSB-PA197217 (AGBL2 Antibody) at dilution 1/25, on the right is treated with fusion protein. (Original magnification: x200)



The image on the left is immunohistochemistry of paraffin-embedded Human lung cancer tissue using CSB-PA197217 (AGBL2 Antibody) at dilution 1/25, on the right is treated with fusion protein. (Original magnification: x200)



Gel: 6%SDS-PAGE, Lysate: 40 μ g, Lane: 293T cell, Primary antibody: CSB-PA197217(AGBL2 Antibody) at dilution 1/200 dilution, Secondary antibody: Goat anti rabbit IgG at 1/8000 dilution, Exposure time: 1 minute