




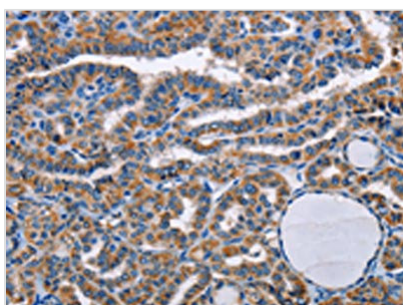
STRADB Antibody

Product Code	CSB-PA169208
Storage	Upon receipt, store at -20°C or -80°C. Avoid repeated freeze.
Uniprot No.	Q9C0K7
Immunogen	Fusion protein of Human STRADB
Raised In	Rabbit
Species Reactivity	Human, Mouse
Tested Applications	ELISA, WB, IHC; ELISA: 1:2000-1:5000, WB: 1:200-1:1000, IHC: 1:25-1:100
Form	Liquid
Conjugate	Non-conjugated
Storage Buffer	-20°C, pH7.4 PBS, 0.05% NaN ₃ , 40% Glycerol
Purification Method	Antigen affinity purification
Isotype	IgG
Immunogen Species	Homo sapiens (Human)
Target Names	STRADB

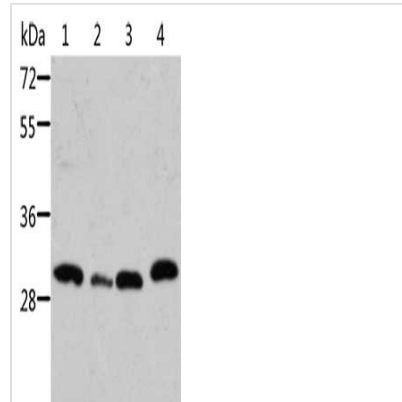
Image



The image on the left is immunohistochemistry of paraffin-embedded Human lymphoma tissue using CSB-PA169208 (STRADB Antibody) at dilution 1/20, on the right is treated with fusion protein. (Original magnification: x200)



The image on the left is immunohistochemistry of paraffin-embedded Human thyroid cancer tissue using CSB-PA169208 (STRADB Antibody) at dilution 1/20, on the right is treated with fusion protein. (Original magnification: x200)



Gel: 10%SDS-PAGE, Lysate: 40 μ g, Lane 1-4:
Mouse pancreas tissue, Mouse spleen tissue,
mouse heart tissue, 293T cells, Primary
antibody: CSB-PA169208(STRADB Antibody) at
dilution 1/500, Secondary antibody: Goat anti
rabbit IgG at 1/8000 dilution, Exposure time: 10
minutes

Usage

For Research Use Only. Not for use in diagnostic or therapeutic procedures.