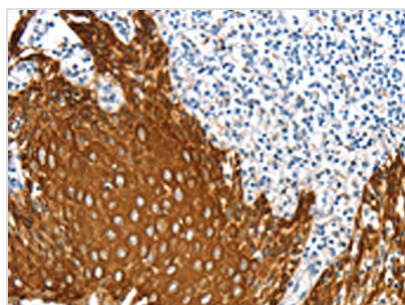




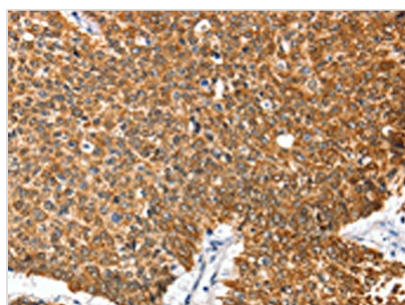
ANXA9 Antibody

Product Code	CSB-PA579076
Storage	Upon receipt, store at -20°C or -80°C. Avoid repeated freeze.
Uniprot No.	O76027
Immunogen	Fusion protein of Human ANXA9
Raised In	Rabbit
Species Reactivity	Human
Tested Applications	ELISA,WB,IHC;ELISA:1:1000-1:2000,WB:1:200-1:1000,IHC:1:50-1:200
Form	Liquid
Conjugate	Non-conjugated
Storage Buffer	-20°C, pH7.4 PBS, 0.05% NaN ₃ , 40% Glycerol
Purification Method	Antigen affinity purification
Isotype	IgG
Immunogen Species	Homo sapiens (Human)
Target Names	ANXA9


Image



The image on the left is immunohistochemistry of paraffin-embedded Human tonsil tissue using CSB-PA579076(ANXA9 Antibody) at dilution 1/20, on the right is treated with fusion protein. (Original magnification: ×200)



The image on the left is immunohistochemistry of paraffin-embedded Human lung cancer tissue using CSB-PA579076(ANXA9 Antibody) at dilution 1/20, on the right is treated with fusion protein. (Original magnification: ×200)



Gel: 12%SDS-PAGE, Lysate: 40 μ g, Lane 1-2:
Human fetal kidney tissue, Human liver cancer
tissue, Primary antibody: CSB-
PA579076(ANXA9 Antibody) at dilution 1/200,
Secondary antibody: Goat anti rabbit IgG at
1/8000 dilution, Exposure time: 1 minute

Usage

For Research Use Only. Not for use in diagnostic or therapeutic procedures.