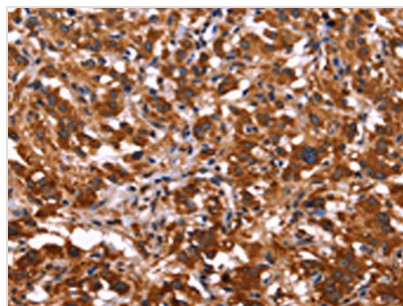




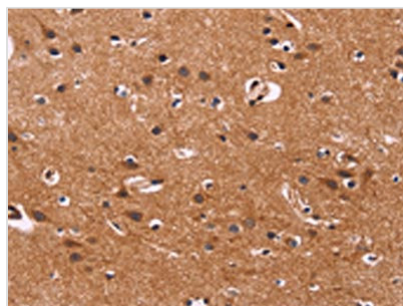
ARL4A Antibody

Product Code	CSB-PA131138
Storage	Upon receipt, store at -20°C or -80°C. Avoid repeated freeze.
Uniprot No.	P40617
Immunogen	Fusion protein of Human ARL4A
Raised In	Rabbit
Species Reactivity	Human,Mouse,Rat
Tested Applications	ELISA,WB,IHC;ELISA:1:1000-1:2000,WB:1:200-1:1000,IHC:1:50-1:200
Form	Liquid
Conjugate	Non-conjugated
Storage Buffer	-20°C, pH7.4 PBS, 0.05% NaN ₃ , 40% Glycerol
Purification Method	Antigen affinity purification
Isotype	IgG
Immunogen Species	Homo sapiens (Human)
Target Names	ARL4A


Image



The image on the left is immunohistochemistry of paraffin-embedded Human thyroid cancer tissue using CSB-PA131138(ARL4A Antibody) at dilution 1/50, on the right is treated with fusion protein. (Original magnification: ×200)



The image on the left is immunohistochemistry of paraffin-embedded Human brain tissue using CSB-PA131138(ARL4A Antibody) at dilution 1/50, on the right is treated with fusion protein. (Original magnification: ×200)



Gel: 10%SDS-PAGE, Lysate: 40 μ g, Lane:
Human fetal liver tissue, Primary antibody: CSB-
PA131138(ARL4A Antibody) at dilution 1/533,
Secondary antibody: Goat anti rabbit IgG at
1/8000 dilution, Exposure time: 30 seconds