GPM6A Antibody

Product Code	CSB-PA223691
Storage	Upon receipt, store at -20°C or -80°C. Avoid repeated freeze.
Uniprot No.	P51674
Immunogen	Fusion protein of Human GPM6A
Raised In	Rabbit
Species Reactivity	Human,Mouse,Rat
Tested Applications	ELISA,WB,IHC;ELISA:1:2000-1:10000,WB:1:1000-1:5000,IHC:1:50-1:200
Form	Liquid
Conjugate	Non-conjugated
Storage Buffer	-20°C, pH7.4 PBS, 0.05% NaN3, 40% Glycerol
Purification Method	Antigen affinity purification
Isotype	IgG
Immunogen Species	Homo sapiens (Human)
Target Names	GPM6A

Image

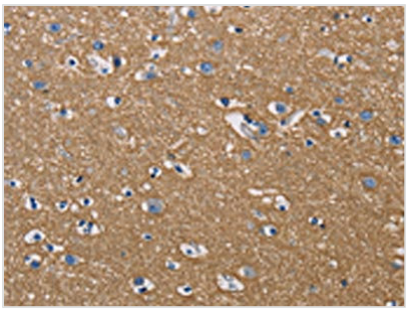

The image on the left is immunohistochemistry of paraffin-embedded Human brain tissue using CSB-PA223691(GPM6A Antibody) at dilution 1/50, on the right is treated with fusion protein. (Original magnification: ×200)

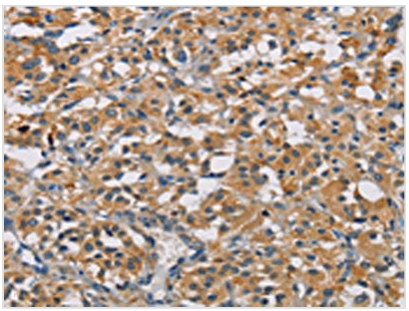

The image on the left is immunohistochemistry of paraffin-embedded Human thyroid cancer tissue using CSB-PA223691(GPM6A Antibody) at dilution 1/50, on the right is treated with fusion protein. (Original magnification: ×200)



Gel: 8%SDS-PAGE, Lysate: 20 µg, Lane: Human fetal brain tissue, Primary antibody: CSB-PA223691(GPM6A Antibody) at dilution 1/1050, Secondary antibody: Goat anti rabbit IgG at 1/8000 dilution, Exposure time: 1 second

Usage

For Research Use Only. Not for use in diagnostic or therapeutic procedures.