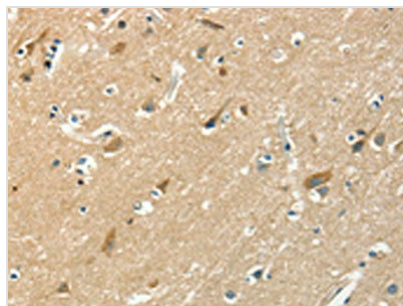




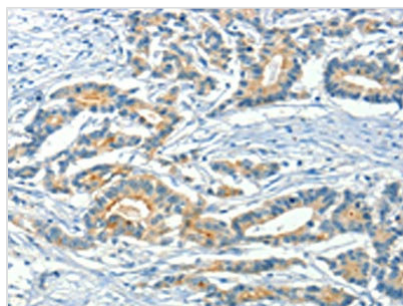
ASAH2 Antibody

Product Code	CSB-PA133826
Storage	Upon receipt, store at -20°C or -80°C. Avoid repeated freeze.
Uniprot No.	Q9NR71
Immunogen	Fusion protein of Human ASAH2
Raised In	Rabbit
Species Reactivity	Human,Mouse,Rat
Tested Applications	ELISA,WB,IHC;ELISA:1:1000-1:2000,WB:1:200-1:1000,IHC:1:25-1:100
Form	Liquid
Conjugate	Non-conjugated
Storage Buffer	-20°C, pH7.4 PBS, 0.05% NaN ₃ , 40% Glycerol
Purification Method	Antigen affinity purification
Isotype	IgG
Immunogen Species	Homo sapiens (Human)
Target Names	ASAH2


Image



The image on the left is immunohistochemistry of paraffin-embedded Human brain tissue using CSB-PA133826(ASAH2 Antibody) at dilution 1/50, on the right is treated with fusion protein. (Original magnification: x200)



The image on the left is immunohistochemistry of paraffin-embedded Human colon cancer tissue using CSB-PA133826(ASAH2 Antibody) at dilution 1/50, on the right is treated with fusion protein. (Original magnification: x200)



Gel: 10%SDS-PAGE, Lysate: 40 μ g, Lane 1-2:
 Lovo cells, mouse heart tissue, Primary
 antibody: CSB-PA133826(ASAH2 Antibody) at
 dilution 1/270, Secondary antibody: Goat anti
 rabbit IgG at 1/8000 dilution, Exposure time: 40
 seconds