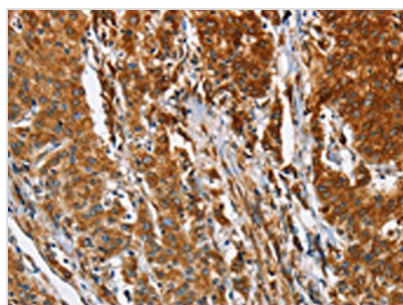




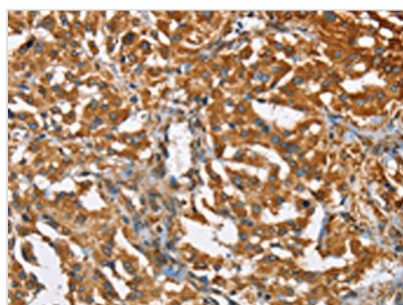
BCAP31 Antibody

Product Code	CSB-PA179766
Storage	Upon receipt, store at -20°C or -80°C. Avoid repeated freeze.
Uniprot No.	P51572
Immunogen	Fusion protein of Human BCAP31
Raised In	Rabbit
Species Reactivity	Human,Mouse
Tested Applications	ELISA,WB,IHC;ELISA:1:2000-1:5000,WB:1:500-1:2000,IHC:1:50-1:200
Form	Liquid
Conjugate	Non-conjugated
Storage Buffer	-20°C, pH7.4 PBS, 0.05% NaN ₃ , 40% Glycerol
Purification Method	Antigen affinity purification
Isotype	IgG
Immunogen Species	Homo sapiens (Human)
Target Names	BCAP31

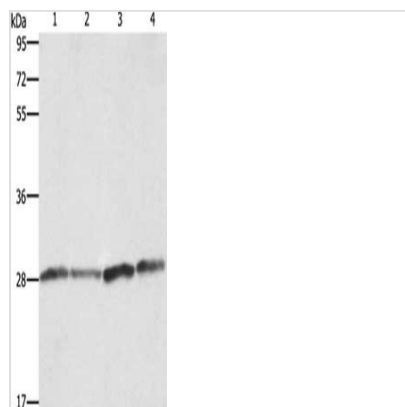
Image



The image on the left is immunohistochemistry of paraffin-embedded Human gastric cancer tissue using CSB-PA179766(BCAP31 Antibody) at dilution 1/30, on the right is treated with fusion protein. (Original magnification: x200)



The image on the left is immunohistochemistry of paraffin-embedded Human thyroid cancer tissue using CSB-PA179766(BCAP31 Antibody) at dilution 1/30, on the right is treated with fusion protein. (Original magnification: x200)



Gel: 10%SDS-PAGE, Lysate: 40 μ g, Lane 1-4:
 Human placenta tissue, A549 cells, Raji cells,
 hela cells, Primary antibody: CSB-
 PA179766(BCAP31 Antibody) at dilution 1/750,
 Secondary antibody: Goat anti rabbit IgG at
 1/8000 dilution, Exposure time: 1 second