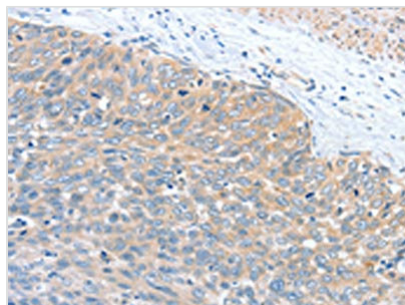




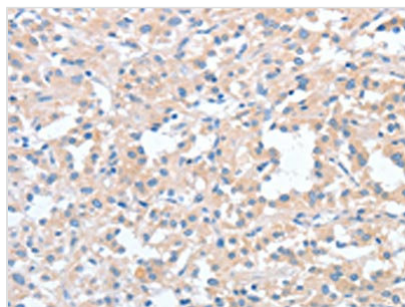
WNT3A Antibody

Product Code	CSB-PA796998
Storage	Upon receipt, store at -20°C or -80°C. Avoid repeated freeze.
Uniprot No.	P56704
Immunogen	Fusion protein of Human WNT3A
Raised In	Rabbit
Species Reactivity	Human, Mouse
Tested Applications	ELISA, WB, IHC; ELISA: 1:1000-1:2000, WB: 1:200-1:1000, IHC: 1:25-1:100
Form	Liquid
Conjugate	Non-conjugated
Storage Buffer	-20°C, pH7.4 PBS, 0.05% NaN ₃ , 40% Glycerol
Purification Method	Antigen affinity purification
Isotype	IgG
Alias	wingless-type MMTV integration site family, member 3A
Immunogen Species	Homo sapiens (Human)
Target Names	WNT3A


Image



The image is immunohistochemistry of paraffin-embedded Human cervical cancer tissue using CSB-PA796998(WNT3A Antibody) at dilution 1/40. (Original magnification: x200)



The image is immunohistochemistry of paraffin-embedded Human thyroid cancer tissue using CSB-PA796998(WNT3A Antibody) at dilution 1/40. (Original magnification: x200)



Gel: 8%SDS-PAGE, Lysate: 40 μ g, Lane: A549 cells, Primary antibody: CSB-PA796998(WNT3A Antibody) at dilution 1/400, Secondary antibody: Goat anti rabbit IgG at 1/8000 dilution, Exposure time: 2 minutes

Usage

For Research Use Only. Not for use in diagnostic or therapeutic procedures.