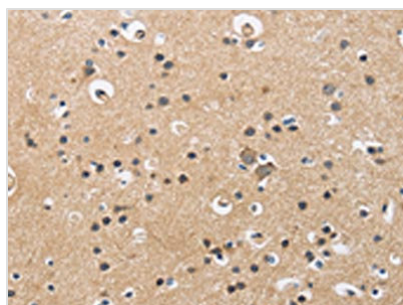




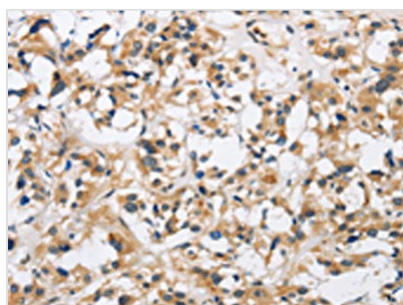
CKMT2 Antibody

Product Code	CSB-PA698913
Storage	Upon receipt, store at -20°C or -80°C. Avoid repeated freeze.
Uniprot No.	P17540
Immunogen	Fusion protein of Human CKMT2
Raised In	Rabbit
Species Reactivity	Human,Mouse,Rat
Tested Applications	ELISA,WB,IHC;ELISA:1:2000-1:5000,WB:1:500-1:2000,IHC:1:50-1:200
Form	Liquid
Conjugate	Non-conjugated
Storage Buffer	-20°C, pH7.4 PBS, 0.05% NaN ₃ , 40% Glycerol
Purification Method	Antigen affinity purification
Isotype	IgG
Immunogen Species	Homo sapiens (Human)
Target Names	CKMT2


Image



The image is immunohistochemistry of paraffin-embedded Human brain tissue using CSB-PA698913(CKMT2 Antibody) at dilution 1/60. (Original magnification: x200)



The image is immunohistochemistry of paraffin-embedded Human thyroid cancer tissue using CSB-PA698913(CKMT2 Antibody) at dilution 1/60. (Original magnification: x200)



Gel: 8%SDS-PAGE, Lysate: 40 μ g, Lane: Mouse heart tissue, Primary antibody: CSB-PA698913(CKMT2 Antibody) at dilution 1/700, Secondary antibody: Goat anti rabbit IgG at 1/8000 dilution, Exposure time: 1 minute

Usage

For Research Use Only. Not for use in diagnostic or therapeutic procedures.