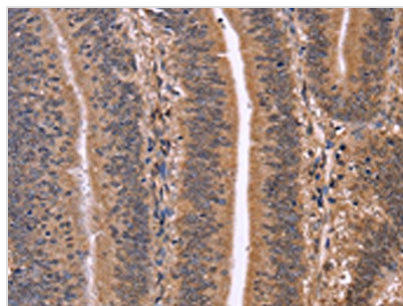




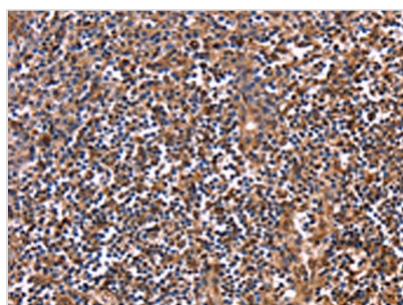
CLUAP1 Antibody

Product Code	CSB-PA911084
Storage	Upon receipt, store at -20°C or -80°C. Avoid repeated freeze.
Uniprot No.	Q96AJ1
Immunogen	Fusion protein of Human CLUAP1
Raised In	Rabbit
Species Reactivity	Human,Mouse,Rat
Tested Applications	ELISA,WB,IHC;ELISA:1:2000-1:5000,WB:1:500-1:2000,IHC:1:100-1:300
Form	Liquid
Conjugate	Non-conjugated
Storage Buffer	-20°C, pH7.4 PBS, 0.05% NaN ₃ , 40% Glycerol
Purification Method	Antigen affinity purification
Isotype	IgG
Immunogen Species	Homo sapiens (Human)
Target Names	CLUAP1

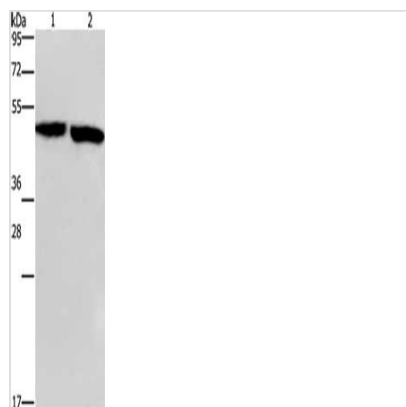
Image



The image on the left is immunohistochemistry of paraffin-embedded Human colon cancer tissue using CSB-PA911084(CLUAP1 Antibody) at dilution 1/50, on the right is treated with fusion protein. (Original magnification: ×200)



The image on the left is immunohistochemistry of paraffin-embedded Human tonsil tissue using CSB-PA911084(CLUAP1 Antibody) at dilution 1/50, on the right is treated with fusion protein. (Original magnification: ×200)



Gel: 8%SDS-PAGE, Lysate: 40 μ g, Lane 1-2:
Mouse stomach tissue, Mouse brain tissue,
Primary antibody: CSB-PA911084(CLUAP1
Antibody) at dilution 1/500, Secondary antibody:
Goat anti rabbit IgG at 1/8000 dilution, Exposure
time: 1 minute

Usage

For Research Use Only. Not for use in diagnostic or therapeutic procedures.