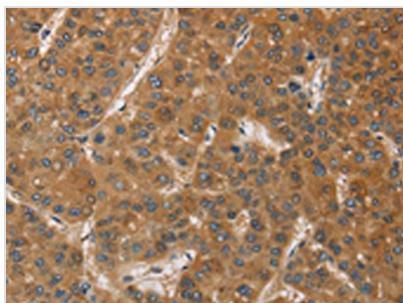




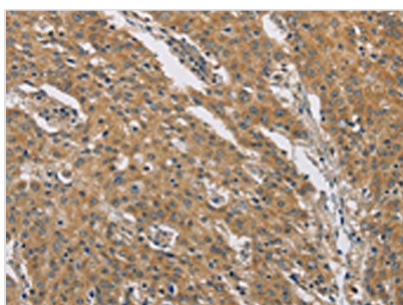
DCTN1 Antibody

Product Code	CSB-PA038642
Storage	Upon receipt, store at -20°C or -80°C. Avoid repeated freeze.
Uniprot No.	Q14203
Immunogen	Fusion protein of Human DCTN1
Raised In	Rabbit
Species Reactivity	Human,Mouse,Rat
Tested Applications	ELISA,WB,IHC;ELISA:1:2000-1:10000,WB:1:200-1:1000,IHC:1:100-1:300
Form	Liquid
Conjugate	Non-conjugated
Storage Buffer	-20°C, pH7.4 PBS, 0.05% NaN ₃ , 40% Glycerol
Purification Method	Antigen affinity purification
Isotype	IgG
Immunogen Species	Homo sapiens (Human)
Target Names	DCTN1

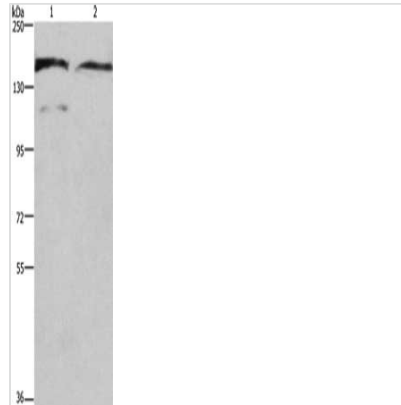
Image



The image on the left is immunohistochemistry of paraffin-embedded Human liver cancer tissue using CSB-PA038642(DCTN1 Antibody) at dilution 1/60, on the right is treated with fusion protein. (Original magnification: ×200)



The image on the left is immunohistochemistry of paraffin-embedded Human gastric cancer tissue using CSB-PA038642(DCTN1 Antibody) at dilution 1/60, on the right is treated with fusion protein. (Original magnification: ×200)



Gel: 6%SDS-PAGE, Lysate: 40 μ g, Lane 1-2: 293T cells, human fetal brain tissue, Primary antibody: CSB-PA038642(DCTN1 Antibody) at dilution 1/200, Secondary antibody: Goat anti rabbit IgG at 1/8000 dilution, Exposure time: 20 seconds

Usage

For Research Use Only. Not for use in diagnostic or therapeutic procedures.