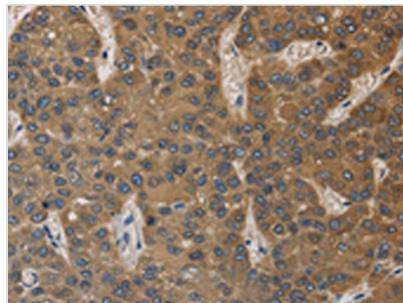




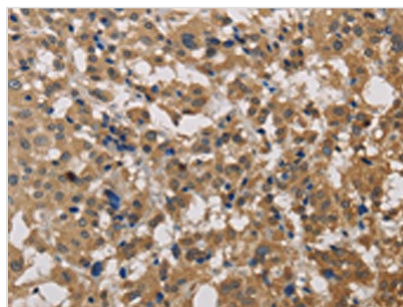
DEGS1 Antibody

Product Code	CSB-PA617990
Storage	Upon receipt, store at -20°C or -80°C. Avoid repeated freeze.
Uniprot No.	O15121
Immunogen	Fusion protein of Human DEGS1
Raised In	Rabbit
Species Reactivity	Human,Mouse,Rat
Tested Applications	ELISA,WB,IHC;ELISA:1:1000-1:2000,WB:1:200-1:1000,IHC:1:100-1:300
Form	Liquid
Conjugate	Non-conjugated
Storage Buffer	-20°C, pH7.4 PBS, 0.05% NaN ₃ , 40% Glycerol
Purification Method	Antigen affinity purification
Isotype	IgG
Product Type	Polyclonal Antibody
Immunogen Species	Homo sapiens (Human)
Target Names	DEGS1


Image



The image on the left is immunohistochemistry of paraffin-embedded Human liver cancer tissue using CSB-PA617990(DEGS1 Antibody) at dilution 1/40, on the right is treated with fusion protein. (Original magnification: x200)



The image on the left is immunohistochemistry of paraffin-embedded Human thyroid cancer tissue using CSB-PA617990(DEGS1 Antibody) at dilution 1/40, on the right is treated with fusion protein. (Original magnification: x200)



Gel: 8%SDS-PAGE, Lysate: 40 μ g, Lane 1-2:
 Mouse small intestine tissue, Mouse skin tissue,
 Primary antibody: CSB-PA617990(DEGS1
 Antibody) at dilution 1/450, Secondary antibody:
 Goat anti rabbit IgG at 1/8000 dilution, Exposure
 time: 5 minutes