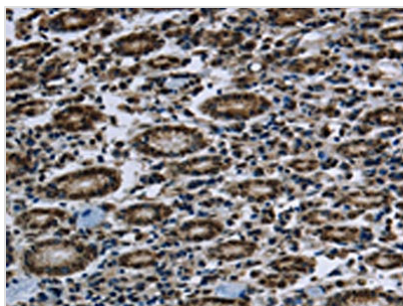




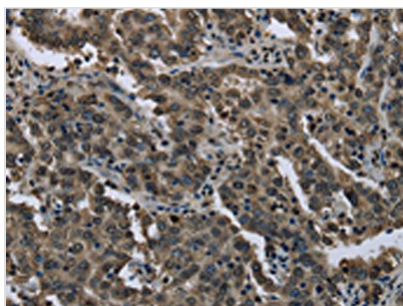
FTO Antibody

Product Code	CSB-PA958648
Storage	Upon receipt, store at -20°C or -80°C. Avoid repeated freeze.
Uniprot No.	Q9C0B1
Immunogen	Fusion protein of Human FTO
Raised In	Rabbit
Species Reactivity	Human
Tested Applications	ELISA,WB,IHC;ELISA:1:2000-1:5000,WB:1:500-1:2000,IHC:1:100-1:300
Form	Liquid
Conjugate	Non-conjugated
Storage Buffer	-20°C, pH7.4 PBS, 0.05% NaN ₃ , 40% Glycerol
Purification Method	Antigen affinity purification
Isotype	IgG
Immunogen Species	Homo sapiens (Human)
Target Names	FTO


Image



The image on the left is immunohistochemistry of paraffin-embedded Human gastric cancer tissue using CSB-PA958648(FTO Antibody) at dilution 1/60, on the right is treated with fusion protein. (Original magnification: ×200)



The image on the left is immunohistochemistry of paraffin-embedded Human liver cancer tissue using CSB-PA958648(FTO Antibody) at dilution 1/60, on the right is treated with fusion protein. (Original magnification: ×200)



Gel: 6%SDS-PAGE, Lysate: 40 μ g, Lane:
Human fetal brain tissue, Primary antibody:
CSB-PA958648(FTO Antibody) at dilution 1/650,
Secondary antibody: Goat anti rabbit IgG at
1/8000 dilution, Exposure time: 5 minutes

Usage

For Research Use Only. Not for use in diagnostic or therapeutic procedures.