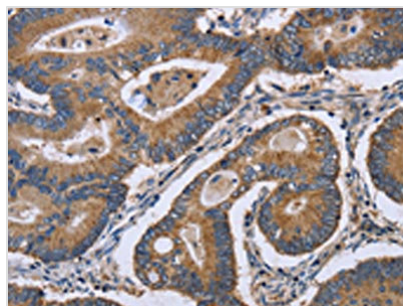




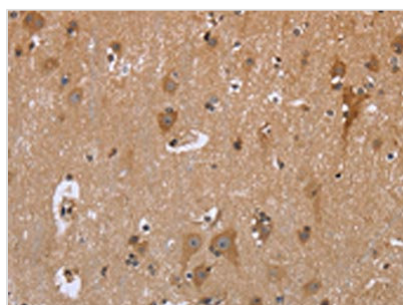
GABPB2 Antibody

Product Code	CSB-PA022040
Storage	Upon receipt, store at -20°C or -80°C. Avoid repeated freeze.
Uniprot No.	Q8TAK5
Immunogen	Fusion protein of Human GABPB2
Raised In	Rabbit
Species Reactivity	Human, Mouse
Tested Applications	ELISA, WB, IHC; ELISA: 1:2000-1:5000, WB: 1:500-1:2000, IHC: 1:50-1:200
Form	Liquid
Conjugate	Non-conjugated
Storage Buffer	-20°C, pH7.4 PBS, 0.05% NaN ₃ , 40% Glycerol
Purification Method	Antigen affinity purification
Isotype	IgG
Immunogen Species	Homo sapiens (Human)
Target Names	GABPB2

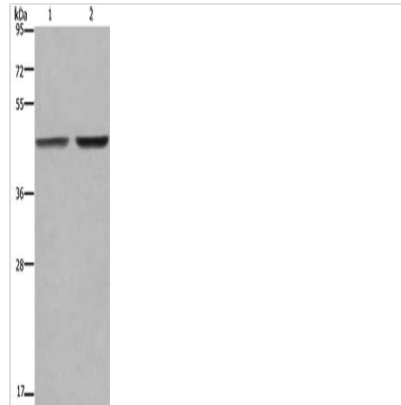
Image



The image is immunohistochemistry of paraffin-embedded Human colon cancer tissue using CSB-PA022040(GABPB2 Antibody) at dilution 1/30. (Original magnification: x200)



The image is immunohistochemistry of paraffin-embedded Human brain tissue using CSB-PA022040(GABPB2 Antibody) at dilution 1/30. (Original magnification: x200)



Gel: 8%SDS-PAGE, Lysate: 40 μ g, Lane 1-2:
MCF7 cells, 231 cells, Primary antibody: CSB-
PA022040(GABPB2 Antibody) at dilution 1/550,
Secondary antibody: Goat anti rabbit IgG at
1/8000 dilution, Exposure time: 1 minute

Usage

For Research Use Only. Not for use in diagnostic or therapeutic procedures.