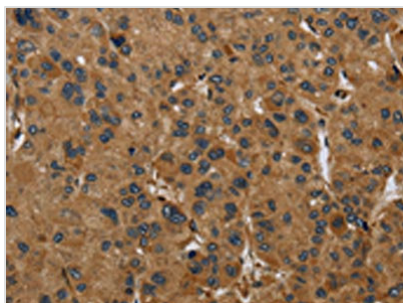




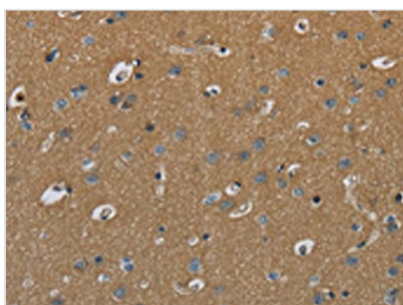
PAEP Antibody

Product Code	CSB-PA198597
Storage	Upon receipt, store at -20°C or -80°C. Avoid repeated freeze.
Uniprot No.	P09466
Immunogen	Fusion protein of Human PAEP
Raised In	Rabbit
Species Reactivity	Human,Mouse
Tested Applications	ELISA,WB,IHC;ELISA:1:2000-1:5000,WB:1:500-1:2000,IHC:1:100-1:300
Form	Liquid
Conjugate	Non-conjugated
Storage Buffer	-20°C, pH7.4 PBS, 0.05% NaN ₃ , 40% Glycerol
Purification Method	Antigen affinity purification
Isotype	IgG
Immunogen Species	Homo sapiens (Human)
Target Names	PAEP

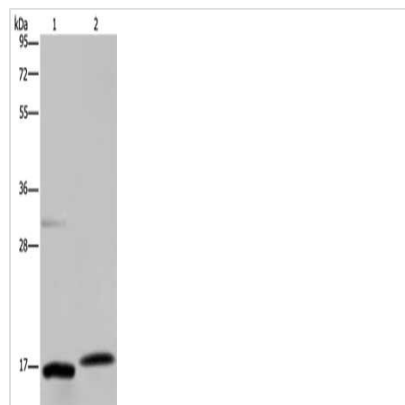
Image



The image on the left is immunohistochemistry of paraffin-embedded Human liver cancer tissue using CSB-PA198597 (PAEP Antibody) at dilution 1/60, on the right is treated with fusion protein. (Original magnification: ×200)



The image on the left is immunohistochemistry of paraffin-embedded Human brain tissue using CSB-PA198597 (PAEP Antibody) at dilution 1/60, on the right is treated with fusion protein. (Original magnification: ×200)



Gel: 10%SDS-PAGE, Lysate: 40 μ g, Lane 1-2:
Mouse adrenal gland tissue, Mouse liver tissue,
Primary antibody: CSB-PA198597(PAEP
Antibody) at dilution 1/250, Secondary antibody:
Goat anti rabbit IgG at 1/8000 dilution, Exposure
time: 1 minute

Usage

For Research Use Only. Not for use in diagnostic or therapeutic procedures.