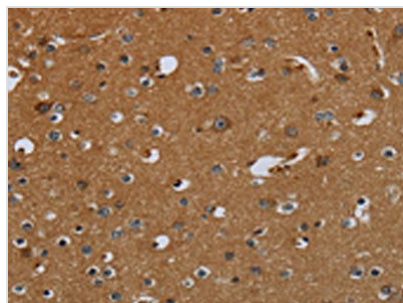




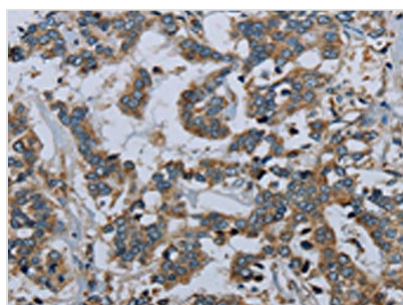
PCK2 Antibody

Product Code	CSB-PA961839
Storage	Upon receipt, store at -20°C or -80°C. Avoid repeated freeze.
Uniprot No.	Q16822
Immunogen	Fusion protein of Human PCK2
Raised In	Rabbit
Species Reactivity	Human,Mouse
Tested Applications	ELISA,WB,IHC;ELISA:1:2000-1:5000,WB:1:500-1:2000,IHC:1:50-1:200
Form	Liquid
Conjugate	Non-conjugated
Storage Buffer	-20°C, pH7.4 PBS, 0.05% NaN ₃ , 40% Glycerol
Purification Method	Antigen affinity purification
Isotype	IgG
Immunogen Species	Homo sapiens (Human)
Target Names	PCK2

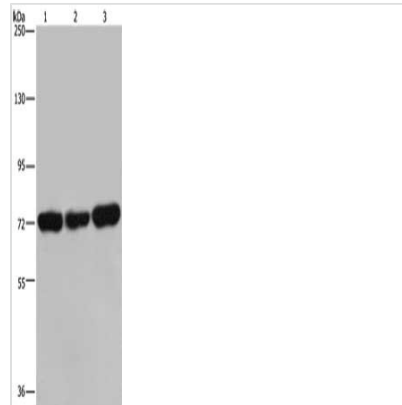
Image



The image on the left is immunohistochemistry of paraffin-embedded Human brain tissue using CSB-PA961839(PCK2 Antibody) at dilution 1/60, on the right is treated with fusion protein. (Original magnification: ×200)



The image on the left is immunohistochemistry of paraffin-embedded Human liver cancer tissue using CSB-PA961839(PCK2 Antibody) at dilution 1/60, on the right is treated with fusion protein. (Original magnification: ×200)



Gel: 6%SDS-PAGE, Lysate: 40 μ g, Lane 1-3:
293T cells, Jurkat cells, Hela cells, Primary
antibody: CSB-PA961839(PCK2 Antibody) at
dilution 1/600, Secondary antibody: Goat anti
rabbit IgG at 1/8000 dilution, Exposure time: 10
minutes

Usage

For Research Use Only. Not for use in diagnostic or therapeutic procedures.