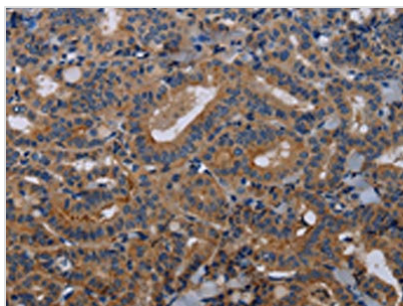




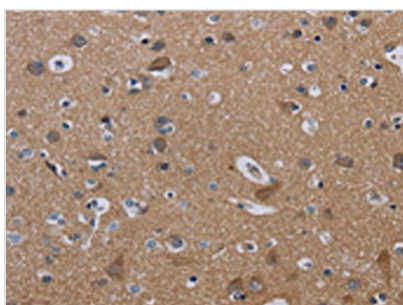
PVRL3 Antibody

Product Code	CSB-PA520187
Storage	Upon receipt, store at -20°C or -80°C. Avoid repeated freeze.
Uniprot No.	Q9NQS3
Immunogen	Fusion protein of Human PVRL3
Raised In	Rabbit
Species Reactivity	Human,Mouse
Tested Applications	ELISA,WB,IHC;ELISA:1:1000-1:2000,WB:1:200-1:1000,IHC:1:50-1:200
Form	Liquid
Conjugate	Non-conjugated
Storage Buffer	-20°C, pH7.4 PBS, 0.05% NaN ₃ , 40% Glycerol
Purification Method	Antigen affinity purification
Isotype	IgG
Immunogen Species	Homo sapiens (Human)
Target Names	NECTIN3

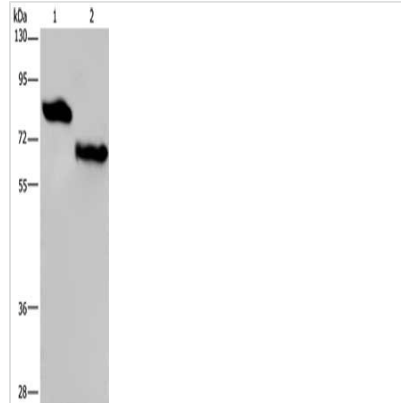
Image



The image on the left is immunohistochemistry of paraffin-embedded Human thyroid cancer tissue using CSB-PA520187(PVRL3 Antibody) at dilution 1/40, on the right is treated with fusion protein. (Original magnification: ×200)



The image on the left is immunohistochemistry of paraffin-embedded Human brain tissue using CSB-PA520187(PVRL3 Antibody) at dilution 1/40, on the right is treated with fusion protein. (Original magnification: ×200)



Gel: 8%SDS-PAGE, Lysate: 40 μ g, Lane 1-2:
Human placenta tissue, NIH/3T3 cells, Primary
antibody: CSB-PA520187(PVRL3 Antibody) at
dilution 1/300, Secondary antibody: Goat anti
rabbit IgG at 1/8000 dilution, Exposure time: 5
minutes

Usage

For Research Use Only. Not for use in diagnostic or therapeutic procedures.