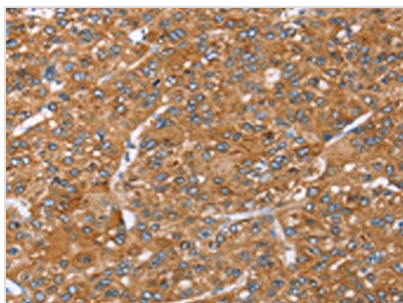




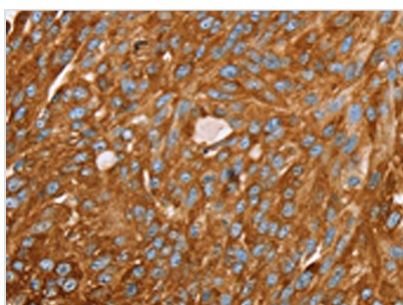
PAICS Antibody

Product Code	CSB-PA188142
Storage	Upon receipt, store at -20°C or -80°C. Avoid repeated freeze.
Uniprot No.	P22234
Immunogen	Fusion protein of Human PAICS
Raised In	Rabbit
Species Reactivity	Human,Mouse,Rat
Tested Applications	ELISA,WB,IHC;ELISA:1:2000-1:10000,WB:1:1000-1:5000,IHC:1:50-1:200
Form	Liquid
Conjugate	Non-conjugated
Storage Buffer	-20°C, pH7.4 PBS, 0.05% NaN ₃ , 40% Glycerol
Purification Method	Antigen affinity purification
Isotype	IgG
Immunogen Species	Homo sapiens (Human)
Target Names	PAICS

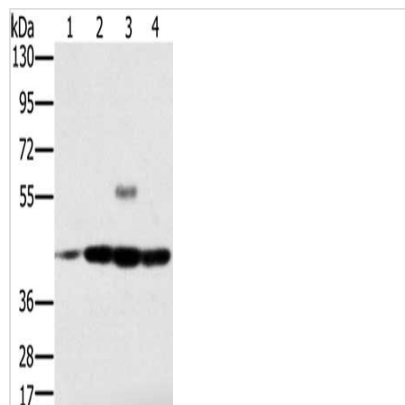
Image



The image on the left is immunohistochemistry of paraffin-embedded Human liver cancer tissue using CSB-PA188142(PAICS Antibody) at dilution 1/35, on the right is treated with fusion protein. (Original magnification: x200)



The image on the left is immunohistochemistry of paraffin-embedded Human breast cancer tissue using CSB-PA188142(PAICS Antibody) at dilution 1/35, on the right is treated with fusion protein. (Original magnification: x200)



Gel: 8%SDS-PAGE, Lysate: 40 μ g, Lane 1-4:
Jurkat cells, Raji cells, K562 cells, hela cells,
Primary antibody: CSB-PA188142(PAICS
Antibody) at dilution 1/400, Secondary antibody:
Goat anti rabbit IgG at 1/8000 dilution, Exposure
time: 20 seconds

Usage

For Research Use Only. Not for use in diagnostic or therapeutic procedures.