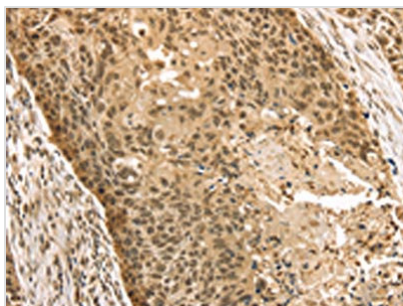




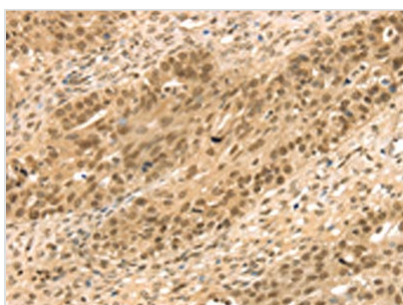
STAG2 Antibody

Product Code	CSB-PA160836
Storage	Upon receipt, store at -20°C or -80°C. Avoid repeated freeze.
Uniprot No.	Q8N3U4
Immunogen	Fusion protein of Human STAG2
Raised In	Rabbit
Species Reactivity	Human,Mouse
Tested Applications	ELISA,WB,IHC;ELISA:1:1000-1:2000,WB:1:200-1:1000,IHC:1:25-1:100
Form	Liquid
Conjugate	Non-conjugated
Storage Buffer	-20°C, pH7.4 PBS, 0.05% NaN ₃ , 40% Glycerol
Purification Method	Antigen affinity purification
Isotype	IgG
Immunogen Species	Homo sapiens (Human)
Target Names	STAG2

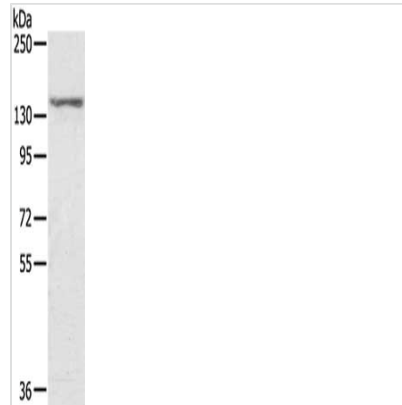
Image



The image on the left is immunohistochemistry of paraffin-embedded Human esophagus cancer tissue using CSB-PA160836(STAG2 Antibody) at dilution 1/35, on the right is treated with fusion protein. (Original magnification: x200)



The image on the left is immunohistochemistry of paraffin-embedded Human breast cancer tissue using CSB-PA160836(STAG2 Antibody) at dilution 1/35, on the right is treated with fusion protein. (Original magnification: x200)



Gel: 6%SDS-PAGE, Lysate: 40 μ g, Lane: MCF7 cells, Primary antibody: CSB-PA160836(STAG2 Antibody) at dilution 1/300, Secondary antibody: Goat anti rabbit IgG at 1/8000 dilution, Exposure time: 5 seconds

Usage

For Research Use Only. Not for use in diagnostic or therapeutic procedures.