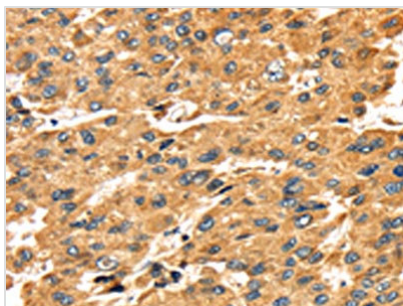




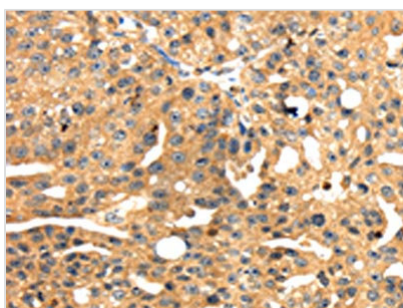
SH3KBP1 Antibody

Product Code	CSB-PA546597
Storage	Upon receipt, store at -20°C or -80°C. Avoid repeated freeze.
Uniprot No.	Q96B97
Immunogen	Fusion protein of Human SH3KBP1
Raised In	Rabbit
Species Reactivity	Human,Mouse,Rat
Tested Applications	ELISA,WB,IHC;ELISA:1:2000-1:5000,WB:1:500-1:2000,IHC:1:30-1:150
Form	Liquid
Conjugate	Non-conjugated
Storage Buffer	-20°C, pH7.4 PBS, 0.05% NaN ₃ , 40% Glycerol
Purification Method	Antigen affinity purification
Isotype	IgG
Immunogen Species	Homo sapiens (Human)
Target Names	SH3KBP1

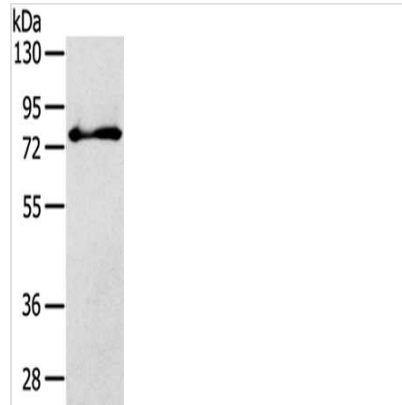
Image



The image on the left is immunohistochemistry of paraffin-embedded Human liver cancer tissue using CSB-PA546597(SH3KBP1 Antibody) at dilution 1/45, on the right is treated with fusion protein. (Original magnification: x200)



The image on the left is immunohistochemistry of paraffin-embedded Human breast cancer tissue using CSB-PA546597(SH3KBP1 Antibody) at dilution 1/45, on the right is treated with fusion protein. (Original magnification: x200)



Gel: 8%SDS-PAGE,Lysate: 40 μ g,,Primary antibody: CSB-PA546597(SH3KBP1 Antibody) at dilution 1/800 dilution,Secondary antibody: Goat anti rabbit IgG at 1/8000 dilution,Exposure time: 30 seconds

Usage

For Research Use Only. Not for use in diagnostic or therapeutic procedures.