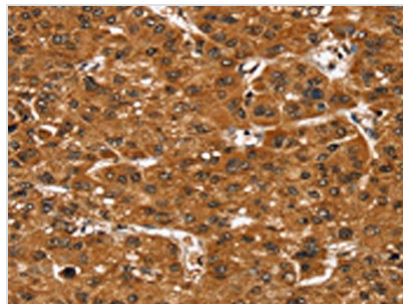




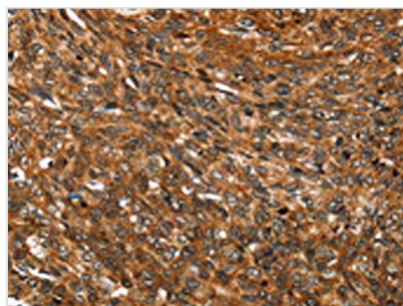
SMARCB1 Antibody

Product Code	CSB-PA014989
Storage	Upon receipt, store at -20°C or -80°C. Avoid repeated freeze.
Uniprot No.	Q12824
Immunogen	Fusion protein of Human SMARCB1
Raised In	Rabbit
Species Reactivity	Human, Mouse
Tested Applications	ELISA, WB, IHC; ELISA: 1:1000-1:2000, WB: 1:200-1:1000, IHC: 1:30-1:150
Form	Liquid
Conjugate	Non-conjugated
Storage Buffer	-20°C, pH7.4 PBS, 0.05% NaN ₃ , 40% Glycerol
Purification Method	Antigen affinity purification
Isotype	IgG
Immunogen Species	Homo sapiens (Human)
Target Names	SMARCB1

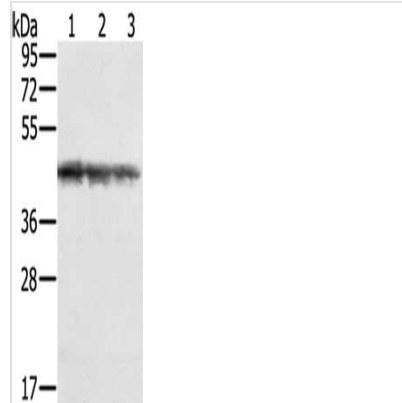
Image



The image on the left is immunohistochemistry of paraffin-embedded Human liver cancer tissue using CSB-PA014989(SMARCB1 Antibody) at dilution 1/35, on the right is treated with fusion protein. (Original magnification: x200)



The image on the left is immunohistochemistry of paraffin-embedded Human esophagus cancer tissue using CSB-PA014989(SMARCB1 Antibody) at dilution 1/35, on the right is treated with fusion protein. (Original magnification: x200)



Gel: 8%SDS-PAGE, Lysate: 40 μ g, Lane 1-3:
Jurkat cells, K562 cells, hepg2 cells, Primary
antibody: CSB-PA014989(SMARCB1 Antibody)
at dilution 1/450, Secondary antibody: Goat anti
rabbit IgG at 1/8000 dilution, Exposure time: 10
seconds

Usage

For Research Use Only. Not for use in diagnostic or therapeutic procedures.