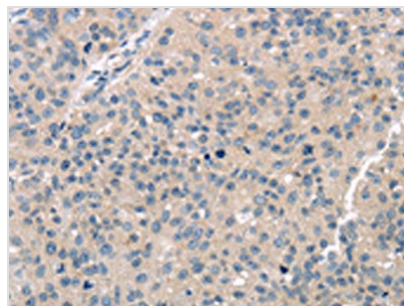




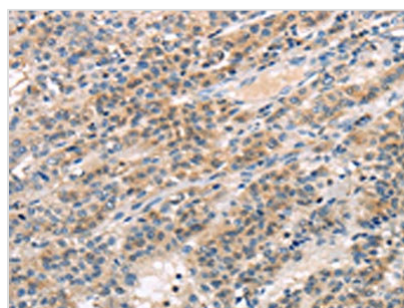
TTC23 Antibody

Product Code	CSB-PA100188
Storage	Upon receipt, store at -20°C or -80°C. Avoid repeated freeze.
Uniprot No.	Q5W5X9
Immunogen	Fusion protein of Human TTC23
Raised In	Rabbit
Species Reactivity	Human, Mouse
Tested Applications	ELISA, WB, IHC; ELISA: 1:2000-1:5000, WB: 1:500-1:2000, IHC: 1:25-1:100
Form	Liquid
Conjugate	Non-conjugated
Storage Buffer	-20°C, pH7.4 PBS, 0.05% NaN ₃ , 40% Glycerol
Purification Method	Antigen affinity purification
Isotype	IgG
Immunogen Species	Homo sapiens (Human)
Target Names	TTC23

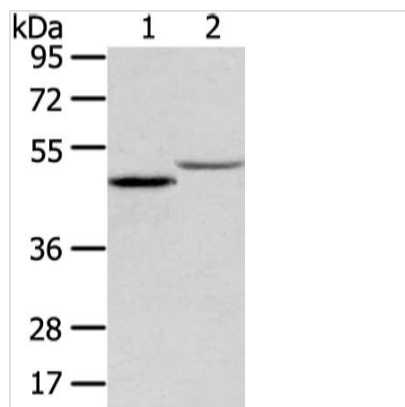
Image



The image on the left is immunohistochemistry of paraffin-embedded Human breast cancer tissue using CSB-PA100188(TTC23 Antibody) at dilution 1/30, on the right is treated with fusion protein. (Original magnification: x200)



The image on the left is immunohistochemistry of paraffin-embedded Human liver cancer tissue using CSB-PA100188(TTC23 Antibody) at dilution 1/30, on the right is treated with fusion protein. (Original magnification: x200)



Gel: 8%SDS-PAGE, Lysate: 40 μ g, Lane 1-2:
Mouse adrenal gland and kidney tissue, Primary
antibody: CSB-PA100188(TTC23 Antibody) at
dilution 1/400 dilution, Secondary antibody: Goat
anti rabbit IgG at 1/8000 dilution, Exposure time:
20 seconds

Usage

For Research Use Only. Not for use in diagnostic or therapeutic procedures.