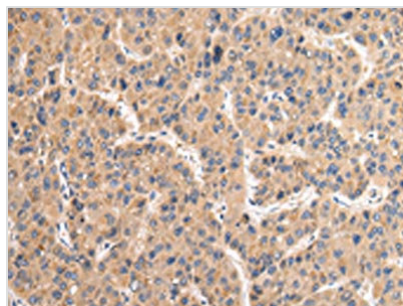




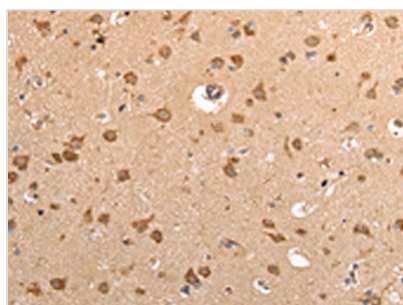
VAMP4 Antibody

Product Code	CSB-PA997942
Storage	Upon receipt, store at -20°C or -80°C. Avoid repeated freeze.
Uniprot No.	O75379
Immunogen	Full length fusion protein
Raised In	Rabbit
Species Reactivity	Human,Mouse
Tested Applications	ELISA,WB,IHC;ELISA:1:2000-1:5000,WB:1:500-1:2000,IHC:1:25-1:100
Form	Liquid
Conjugate	Non-conjugated
Storage Buffer	-20°C, pH7.4 PBS, 0.05% NaN ₃ , 40% Glycerol
Purification Method	Antigen affinity purification
Isotype	IgG
Immunogen Species	Homo sapiens (Human)
Target Names	VAMP4

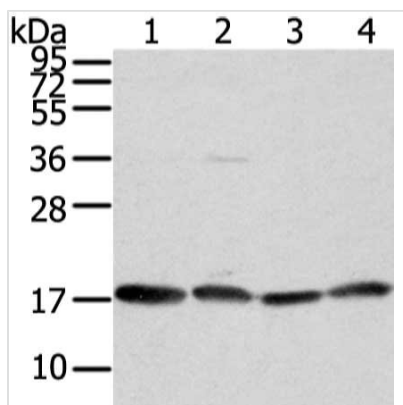
Image



The image on the left is immunohistochemistry of paraffin-embedded Human liver cancer tissue using CSB-PA997942(VAMP4 Antibody) at dilution 1/35, on the right is treated with fusion protein. (Original magnification: ×200)



The image on the left is immunohistochemistry of paraffin-embedded Human brain tissue using CSB-PA997942(VAMP4 Antibody) at dilution 1/35, on the right is treated with fusion protein. (Original magnification: ×200)



Gel: 12%SDS-PAGE, Lysate: 40 μ g, Lane 1-4:
K562, hela, TM4 and PC3 cell, Primary antibody:
CSB-PA997942(VAMP4 Antibody) at dilution
1/800 dilution, Secondary antibody: Goat anti
rabbit IgG at 1/8000 dilution, Exposure time: 10
seconds