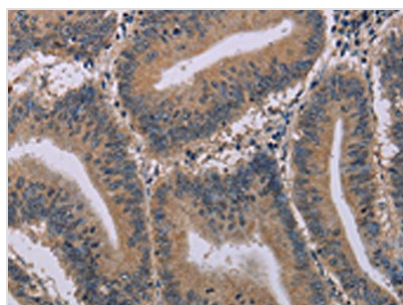




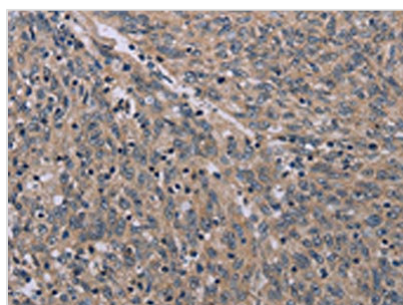
ACVR2A Antibody

Product Code	CSB-PA055681
Storage	Upon receipt, store at -20°C or -80°C. Avoid repeated freeze.
Uniprot No.	P27037
Immunogen	Synthetic peptide of Human ACVR2A
Raised In	Rabbit
Species Reactivity	Human,Mouse,Rat
Tested Applications	ELISA,WB,IHC;ELISA:1:2000-1:5000,WB:1:500-1:2000,IHC:1:25-1:100
Form	Liquid
Conjugate	Non-conjugated
Storage Buffer	-20°C, pH7.4 PBS, 0.05% NaN ₃ , 40% Glycerol
Purification Method	Antigen affinity purification
Isotype	IgG
Immunogen Species	Homo sapiens (Human)
Target Names	ACVR2A


Image



The image on the left is immunohistochemistry of paraffin-embedded Human colon cancer tissue using CSB-PA055681(ACVR2A Antibody) at dilution 1/20, on the right is treated with synthetic peptide. (Original magnification: x200)



The image on the left is immunohistochemistry of paraffin-embedded Human ovarian cancer tissue using CSB-PA055681(ACVR2A Antibody) at dilution 1/20, on the right is treated with synthetic peptide. (Original magnification: x200)



Gel: 6%SDS-PAGE,Lysate: 40 μ g,,Primary antibody: CSB-PA055681 (ACVR2A Antibody) at dilution 1/400 dilution,Secondary antibody: Goat anti rabbit IgG at 1/8000 dilution,Exposure time: 2 minutes

Usage

For Research Use Only. Not for use in diagnostic or therapeutic procedures.