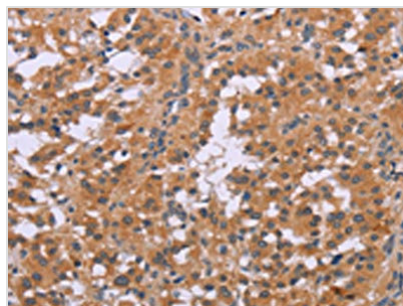




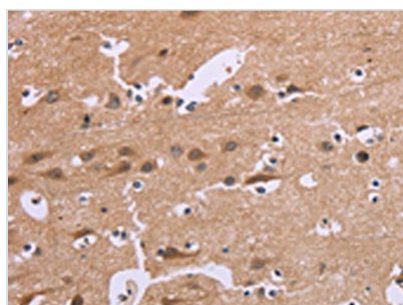
CDK1 Antibody

Product Code	CSB-PA952871
Storage	Upon receipt, store at -20°C or -80°C. Avoid repeated freeze.
Uniprot No.	P06493
Immunogen	Synthetic peptide of Human CDK1
Raised In	Rabbit
Species Reactivity	Human,Mouse,Rat
Tested Applications	ELISA,WB,IHC;ELISA:1:1000-1:2000,WB:1:200-1:1000,IHC:1:25-1:100
Form	Liquid
Conjugate	Non-conjugated
Storage Buffer	-20°C, pH7.4 PBS, 0.05% NaN ₃ , 40% Glycerol
Purification Method	Antigen affinity purification
Isotype	IgG
Immunogen Species	Homo sapiens (Human)
Target Names	CDK1

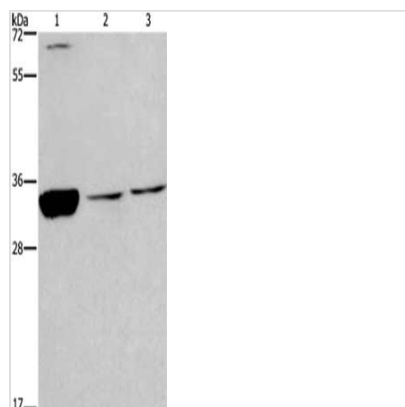
Image



The image on the left is immunohistochemistry of paraffin-embedded Human thyroid cancer tissue using CSB-PA952871(CDK1 Antibody) at dilution 1/20, on the right is treated with synthetic peptide. (Original magnification: x200)



The image on the left is immunohistochemistry of paraffin-embedded Human brain tissue using CSB-PA952871(CDK1 Antibody) at dilution 1/20, on the right is treated with synthetic peptide. (Original magnification: x200)



Gel: 8%SDS-PAGE,Lysate: 40 μ g,Lane 1-3:
Jurkat cells, HeLa cells, HT-29 cells,Primary
antibody: CSB-PA952871(CDK1 Antibody) at
dilution 1/300 dilution,Secondary antibody: Goat
anti rabbit IgG at 1/8000 dilution,Exposure time:
5 minutes

Usage

For Research Use Only. Not for use in diagnostic or therapeutic procedures.