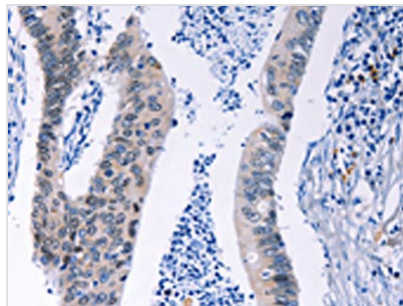




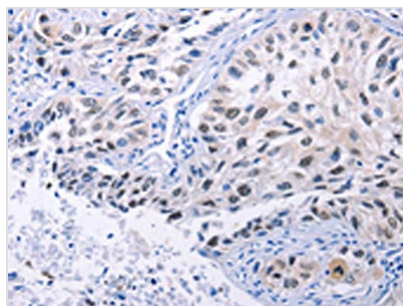
HMGB3 Antibody

Product Code	CSB-PA121578
Storage	Upon receipt, store at -20°C or -80°C. Avoid repeated freeze.
Uniprot No.	O15347
Immunogen	Synthetic peptide of Human HMGB3
Raised In	Rabbit
Species Reactivity	Human, Mouse
Tested Applications	ELISA, WB, IHC; ELISA: 1:1000-1:10000, WB: 1:500-1:2000, IHC: 1:20-1:100
Form	Liquid
Conjugate	Non-conjugated
Storage Buffer	-20°C, pH7.4 PBS, 0.05% NaN ₃ , 40% Glycerol
Purification Method	Antigen affinity purification
Isotype	IgG
Immunogen Species	Homo sapiens (Human)
Target Names	HMGB3


Image



The image on the left is immunohistochemistry of paraffin-embedded Human colon cancer tissue using CSB-PA121578 (HMGB3 Antibody) at dilution 1/20, on the right is treated with synthetic peptide. (Original magnification: x200)



The image on the left is immunohistochemistry of paraffin-embedded Human lung cancer tissue using CSB-PA121578 (HMGB3 Antibody) at dilution 1/20, on the right is treated with synthetic peptide. (Original magnification: x200)



Gel: 10%SDS-PAGE, Lysate: 30 μ g, Lane 1-4:
293T cells, hela cells, mouse lung tissue, Mouse
brain tissue, Primary antibody: CSB-
PA121578(HMGB3 Antibody) at dilution 1/400,
Secondary antibody: Goat anti rabbit IgG at
1/8000 dilution, Exposure time: 1.5 minutes

Usage

For Research Use Only. Not for use in diagnostic or therapeutic procedures.