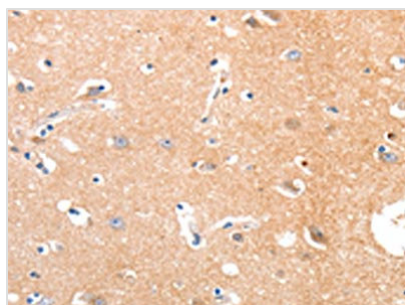




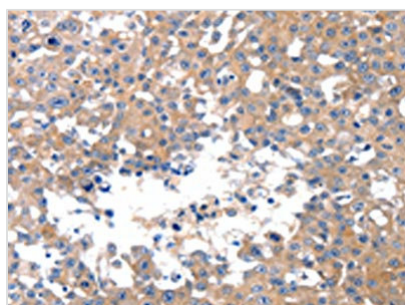
MAPK8 Antibody

Product Code	CSB-PA176985
Storage	Upon receipt, store at -20°C or -80°C. Avoid repeated freeze.
Uniprot No.	P45983
Immunogen	Synthetic peptide of Human MAPK8
Raised In	Rabbit
Species Reactivity	Human,Rat
Tested Applications	ELISA,WB,IHC;ELISA:1:1000-1:5000,WB:1:500-1:2000,IHC:1:50-1:200
Form	Liquid
Conjugate	Non-conjugated
Storage Buffer	-20°C, pH7.4 PBS, 0.05% NaN ₃ , 40% Glycerol
Purification Method	Antigen affinity purification
Isotype	IgG
Immunogen Species	Homo sapiens (Human)
Target Names	MAPK8

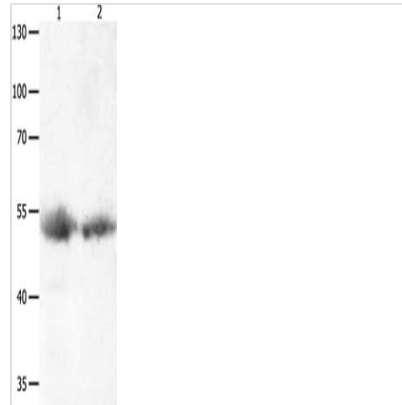
Image



The image on the left is immunohistochemistry of paraffin-embedded Human brain tissue using CSB-PA176985(MAPK8 Antibody) at dilution 1/50, on the right is treated with synthetic peptide. (Original magnification: x200)



The image on the left is immunohistochemistry of paraffin-embedded Human breast cancer tissue using CSB-PA176985(MAPK8 Antibody) at dilution 1/50, on the right is treated with synthetic peptide. (Original magnification: x200)



Gel: 8%SDS-PAGE, Lysate: 40 μ g, Lane 1-2:
Human lymphoma tissue, Human liver cancer
tissue, Primary antibody: CSB-
PA176985(MAPK8 Antibody) at dilution 1/1000,
Secondary antibody: Goat anti rabbit IgG at
1/8000 dilution, Exposure time: 5 minutes

Usage

For Research Use Only. Not for use in diagnostic or therapeutic procedures.