BRAF Antibody

Product Code	CSB-PA179620
Storage	Upon receipt, store at -20°C or -80°C. Avoid repeated freeze.
Uniprot No.	P15056
Immunogen	Synthetic peptide of Human BRAF
Raised In	Rabbit
Species Reactivity	Human,Mouse
Tested Applications	ELISA,WB,IHC;ELISA:1:1000-1:5000,WB:1:500-1:2000,IHC:1:50-1:200
Form	Liquid
Conjugate	Non-conjugated
Storage Buffer	-20°C, pH7.4 PBS, 0.05% NaN3, 40% Glycerol
Purification Method	Antigen affinity purification
Isotype	IgG
Immunogen Species	Homo sapiens (Human)
Target Names	BRAF

Image

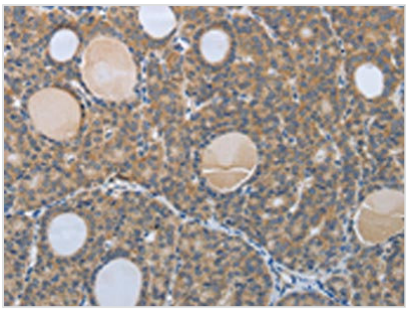

The image on the left is immunohistochemistry of paraffin-embedded Human thyroid cancer tissue using CSB-PA179620(BRAF Antibody) at dilution 1/60, on the right is treated with synthetic peptide. (Original magnification: ×200)

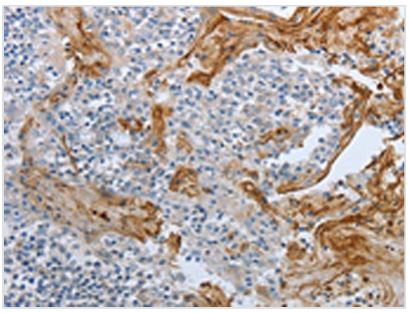

The image on the left is immunohistochemistry of paraffin-embedded Human tonsil tissue using CSB-PA179620(BRAF Antibody) at dilution 1/60, on the right is treated with synthetic peptide. (Original magnification: ×200)



Gel: 8%SDS-PAGE, Lysate: 50 µg, Lane 1-2: Hela cells, HT29 cells, Primary antibody: CSB-PA179620(BRAF Antibody) at dilution 1/1400, Secondary antibody: Goat anti rabbit IgG at 1/8000 dilution, Exposure time: 5 minutes

Usage

For Research Use Only. Not for use in diagnostic or therapeutic procedures.