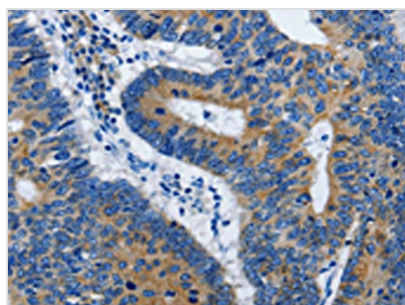




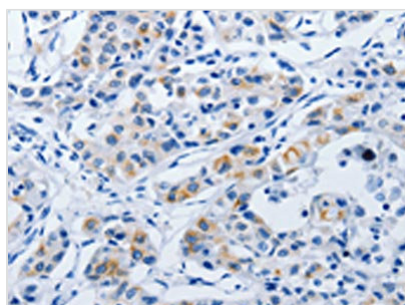
BPIFB3 Antibody

Product Code	CSB-PA578519
Storage	Upon receipt, store at -20°C or -80°C. Avoid repeated freeze.
Uniprot No.	P59826
Immunogen	Synthetic peptide of Human BPIFB3
Raised In	Rabbit
Species Reactivity	Human
Tested Applications	ELISA,WB,IHC;ELISA:1:2000-1:10000,WB:1:1000-1:5000,IHC:1:25-1:100
Form	Liquid
Conjugate	Non-conjugated
Storage Buffer	-20°C, pH7.4 PBS, 0.05% NaN ₃ , 40% Glycerol
Purification Method	Antigen affinity purification
Isotype	IgG
Immunogen Species	Homo sapiens (Human)
Target Names	BPIFB3


Image



The image on the left is immunohistochemistry of paraffin-embedded Human colon cancer tissue using CSB-PA578519(BPIFB3 Antibody) at dilution 1/50, on the right is treated with synthetic peptide. (Original magnification: x200)



The image on the left is immunohistochemistry of paraffin-embedded Human lung cancer tissue using CSB-PA578519(BPIFB3 Antibody) at dilution 1/50, on the right is treated with synthetic peptide. (Original magnification: x200)



Gel: 8%SDS-PAGE, Lysate: 40 μ g, Lane:
Human lung cancer tissue, Primary antibody:
CSB-PA578519(BPIFB3 Antibody) at dilution
1/550, Secondary antibody: Goat anti rabbit IgG
at 1/8000 dilution, Exposure time: 30 seconds

Usage

For Research Use Only. Not for use in diagnostic or therapeutic procedures.