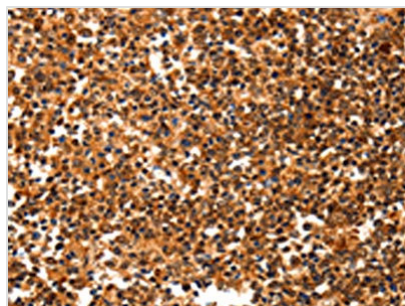




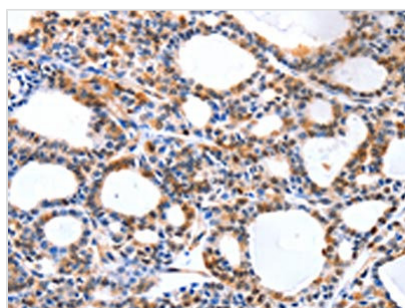
YWHAQ Antibody

Product Code	CSB-PA234560
Storage	Upon receipt, store at -20°C or -80°C. Avoid repeated freeze.
Uniprot No.	P27348
Immunogen	Synthetic peptide of Human YWHAQ
Raised In	Rabbit
Species Reactivity	Human,Mouse,Rat
Tested Applications	ELISA,WB,IHC;ELISA:1:1000-1:5000,WB:1:500-1:2000,IHC:1:25-1:100
Form	Liquid
Conjugate	Non-conjugated
Storage Buffer	-20°C, pH7.4 PBS, 0.05% NaN ₃ , 40% Glycerol
Purification Method	Antigen affinity purification
Isotype	IgG
Immunogen Species	Homo sapiens (Human)
Target Names	YWHAQ

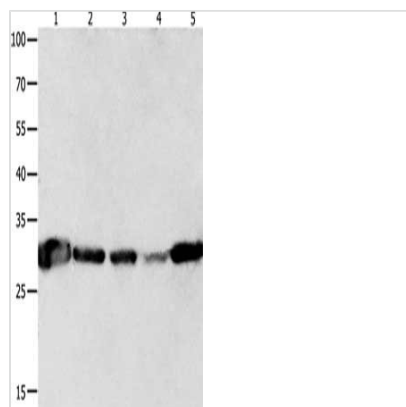
Image



The image on the left is immunohistochemistry of paraffin-embedded Human tonsil tissue using CSB-PA234560(YWHAQ Antibody) at dilution 1/20, on the right is treated with synthetic peptide. (Original magnification: x200)



The image on the left is immunohistochemistry of paraffin-embedded Human thyroid cancer tissue using CSB-PA234560(YWHAQ Antibody) at dilution 1/20, on the right is treated with synthetic peptide. (Original magnification: x200)



Gel: 10+12%SDS-PAGE, Lysate: 40 μ g, Lane 1-5: Mouse brain tissue, A549 cells, human lymphoma tissue, NIH/3T3 cells, human colon cancer tissue, Primary antibody: CSB-PA234560(YWHAQ Antibody) at dilution 1/300, Secondary antibody: Goat anti rabbit IgG at 1/8000 dilution, Exposure time: 5 seconds

Usage

For Research Use Only. Not for use in diagnostic or therapeutic procedures.