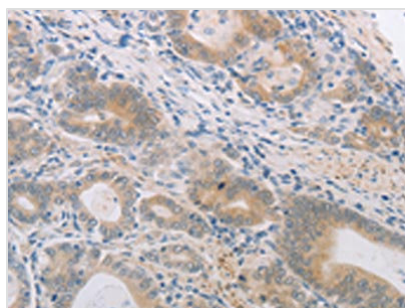




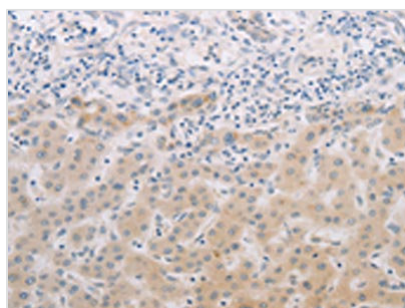
PGA3/PGA4/PGA5 Antibody

Product Code	CSB-PA942488
Storage	Upon receipt, store at -20°C or -80°C. Avoid repeated freeze.
Uniprot No.	P0DJD8/P0DJD7/P0DJD9
Immunogen	Synthetic peptide of Human PGA3/PGA4/PGA5
Raised In	Rabbit
Species Reactivity	Human
Tested Applications	ELISA,WB,IHC;ELISA:1:1000-1:5000,WB:1:500-1:2000,IHC:1:25-1:100
Form	Liquid
Conjugate	Non-conjugated
Storage Buffer	-20°C, pH7.4 PBS, 0.05% NaN ₃ , 40% Glycerol
Purification Method	Antigen affinity purification
Isotype	IgG
Immunogen Species	Homo sapiens (Human)
Target Names	PGA3/PGA4/PGA5

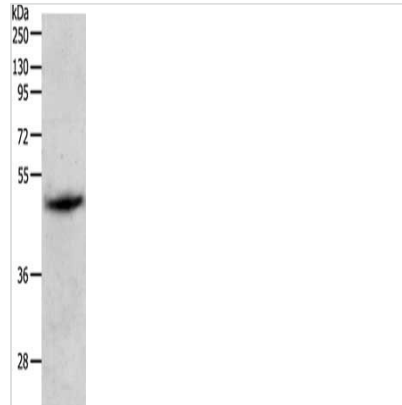
Image



The image on the left is immunohistochemistry of paraffin-embedded Human gastric cancer tissue using CSB-PA942488(PGA3/PGA4/PGA5 Antibody) at dilution 1/60, on the right is treated with synthetic peptide. (Original magnification: x200)



The image on the left is immunohistochemistry of paraffin-embedded Human liver cancer tissue using CSB-PA942488(PGA3/PGA4/PGA5 Antibody) at dilution 1/60, on the right is treated with synthetic peptide. (Original magnification: x200)



Gel: 10%SDS-PAGE, Lysate: 60 μ g, Lane:
Human liver cancer tissue, Primary antibody:
CSB-PA942488(PGA3/PGA4/PGA5 Antibody) at
dilution 1/1000, Secondary antibody: Goat anti
rabbit IgG at 1/8000 dilution, Exposure time: 10
minutes

Usage

For Research Use Only. Not for use in diagnostic or therapeutic procedures.